






## ▼ How do I find and watch IGTV videos on Instagram?


### From the Instagram app or IGTV app:

1. Tap  at the bottom left of feed, or open the IGTV app.
2. Tap  **IGTV** in the top left to watch videos or scroll down to find videos labeled  **IGTV**.
3. At the top, you can tap  (iOS) to search for a specific channel or tap:
  - **Following** to see videos from people you follow
  - **Popular** to see videos that are popular on Instagram
  - **History** to see the videos you've already watched



Note that at this time, you won't be able to search for keywords on IGTV. To see IGTV videos from a specific channel, you can also go to a profile and tap  below their profile information or story highlights. Keep in mind when you follow a channel on IGTV, you'll also follow the creator's account on Instagram.

You may also find IGTV videos by scrolling through your feed.

### On the web at Instagram.com:

1. Go to a specific profile by typing their name in the search bar at the top.
2. Click  **IGTV** below their profile information or story highlights.
3. Click the play button to start the video.

### Tips for watching videos on IGTV

- The next video will play automatically on the Instagram and IGTV apps. On Instagram.com, videos will replay on a loop.
  - Swipe right or left to skip between videos on the app.
  - Tap  to pause a video, or tap and drag the scrubber at the bottom of the video to skip ahead.
  - To see a landscape video in full screen on the app, rotate your phone to its side or tap  in the bottom right.
  - You can like, comment or send a video in a [direct message](#).
-