

**UNIVERSITY OF HOUSTON
OFFICE OF INSTITUTIONAL RESEARCH**

GULF COAST CONSORTIUM

**TRANSFER STUDENT
ENROLLMENT
REPORT**

FALL 2015 - 2020

Prepared by Ygnacio Lopez III

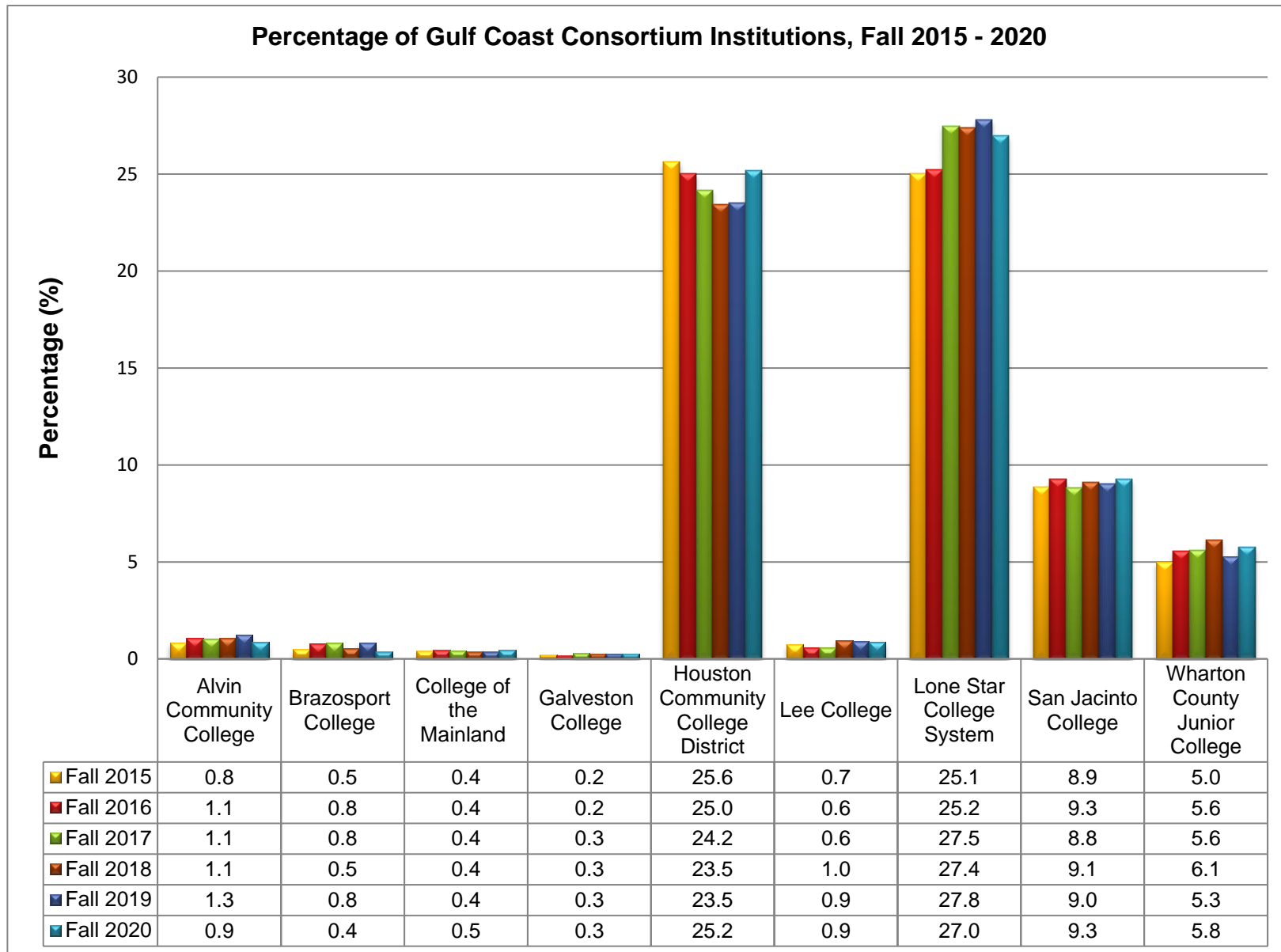
April 7, 2021

University of Houston
Gulf Coast Consortium Transfer Student Enrollment Report

First Time Transfers from Gulf Coast Consortium Institutions
Six Year Enrollment Trend, Fall 2015 - Fall 2020

Institution	FALL 2015		FALL 2016		FALL 2017		FALL 2018		FALL 2019		FALL 2020	
	N	%	N	%	N	%	N	%	N	%	N	%
Alvin Community College	40	0.8	53	1.1	52	1.1	54	1.1	56	1.3	38	0.9
Brazosport College	24	0.5	39	0.8	41	0.8	27	0.5	37	0.8	16	0.4
College of the Mainland	20	0.4	22	0.4	21	0.4	18	0.4	16	0.4	20	0.5
Galveston College	9	0.2	9	0.2	15	0.3	14	0.3	12	0.3	12	0.3
Houston Community College District	1,237	25.6	1,252	25.0	1,195	24.2	1,185	23.5	1,041	23.5	1,097	25.2
Lee College	35	0.7	29	0.6	29	0.6	48	1.0	40	0.9	39	0.9
Lone Star College System	1,209	25.1	1,262	25.2	1,358	27.5	1,385	27.4	1,231	27.8	1,176	27.0
San Jacinto College	427	8.9	463	9.3	435	8.8	461	9.1	399	9.0	404	9.3
Wharton County Junior College	240	5.0	278	5.6	277	5.6	310	6.1	234	5.3	251	5.8
Total GCC Institutions	3,241		3,407		3,423		3,502		3,066		3,053	
Total Other Transfer Institutions	1,586		1,594		1,517		1,552		1,363		1,305	
Total New Transfer Students	4,827		5,001		4,940		5,054		4,429		4,358	
Percent of First New Transfer Students from a GCC Institution	67.1		68.1		69.3		69.3		69.2		70.1	

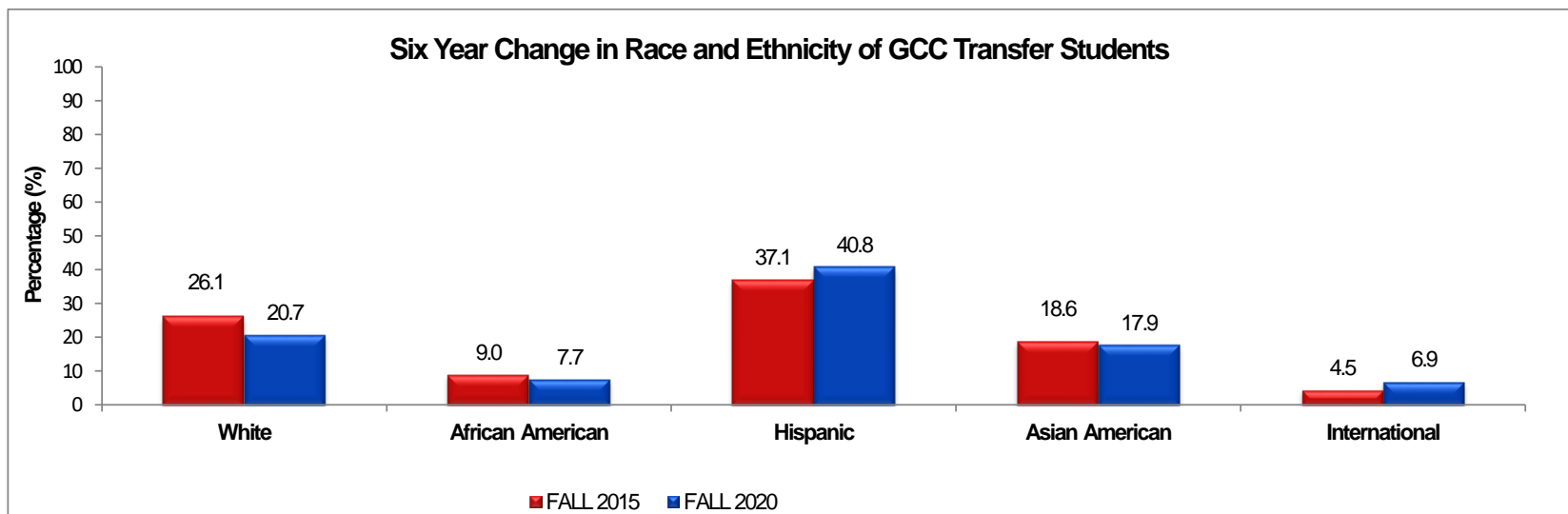
University of Houston
Gulf Coast Consortium Transfer Student Enrollment Report



University of Houston
Gulf Coast Consortium Transfer Student Enrollment Report

First Time Transfers from Gulf Coast Consortium
 Racial/Ethnic Composition, Fall 2015 - Fall 2020

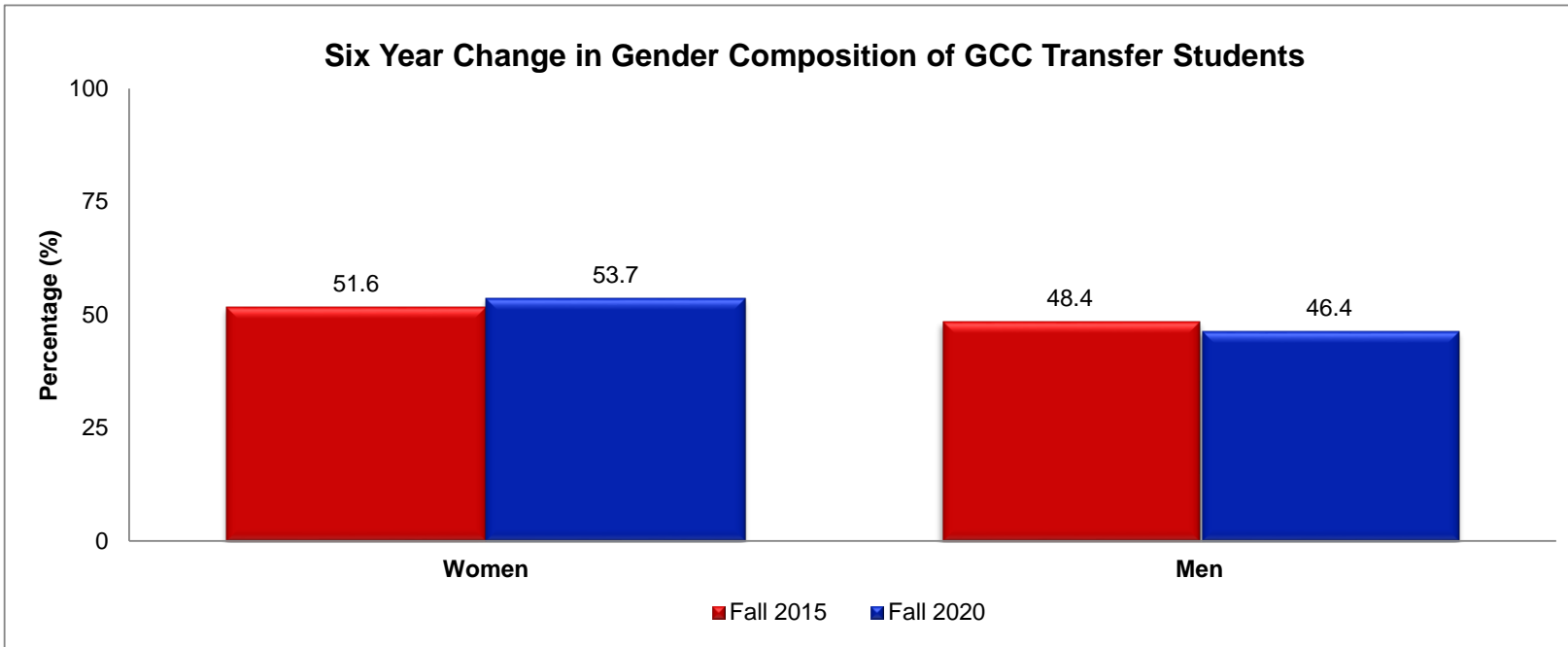
Race/Ethnicity	FALL 2015		FALL 2016		FALL 2017		FALL 2018		FALL 2019		FALL 2020	
	N	%	N	%	N	%	N	%	N	%	N	%
White	845	26.1	856	25.1	804	23.5	781	22.3	675	22.0	633	20.7
African American	290	9.0	288	8.5	294	8.6	283	8.1	233	7.6	236	7.7
Hispanic	1,201	37.1	1,398	41.0	1,466	42.8	1,488	42.5	1,288	42.0	1,245	40.8
Asian American	604	18.6	620	18.2	605	17.7	642	18.3	514	16.8	545	17.9
Native American	4	0.1	4	0.1	3	0.1	4	0.1	2	0.1	6	0.2
International	145	4.5	113	3.3	135	3.9	187	5.3	196	6.4	212	6.9
Unknown	30	0.9	23	0.7	25	0.7	17	0.5	70	2.3	88	2.9
Hawaiian/Pacific Islander	4	0.1	7	0.2	4	0.1	3	0.1	3	0.1	1	0.0
Multiracial	118	3.6	98	2.9	87	2.5	97	2.8	85	2.8	87	2.9
GCC Total	3,241		3,407		3,423		3,502		3,066		3,053	



University of Houston
Gulf Coast Consortium Transfer Student Enrollment Report

First Time Transfers from Gulf Coast Consortium
 Gender Composition, Fall 2015 - Fall 2020

Gender	Fall 2015		Fall 2016		Fall 2017		Fall 2018		Fall 2019		Fall 2020	
	N	%	N	%	N	%	N	%	N	%	N	%
Women	1,673	51.6	1,763	51.8	1,822	53.2	1,841	52.6	1,580	51.5	1,638	53.7
Men	1,568	48.4	1,644	48.3	1,601	46.8	1,661	47.4	1,486	48.5	1,415	46.4
Total	3,241		3,407		3,423		3,502		3,066		3,053	

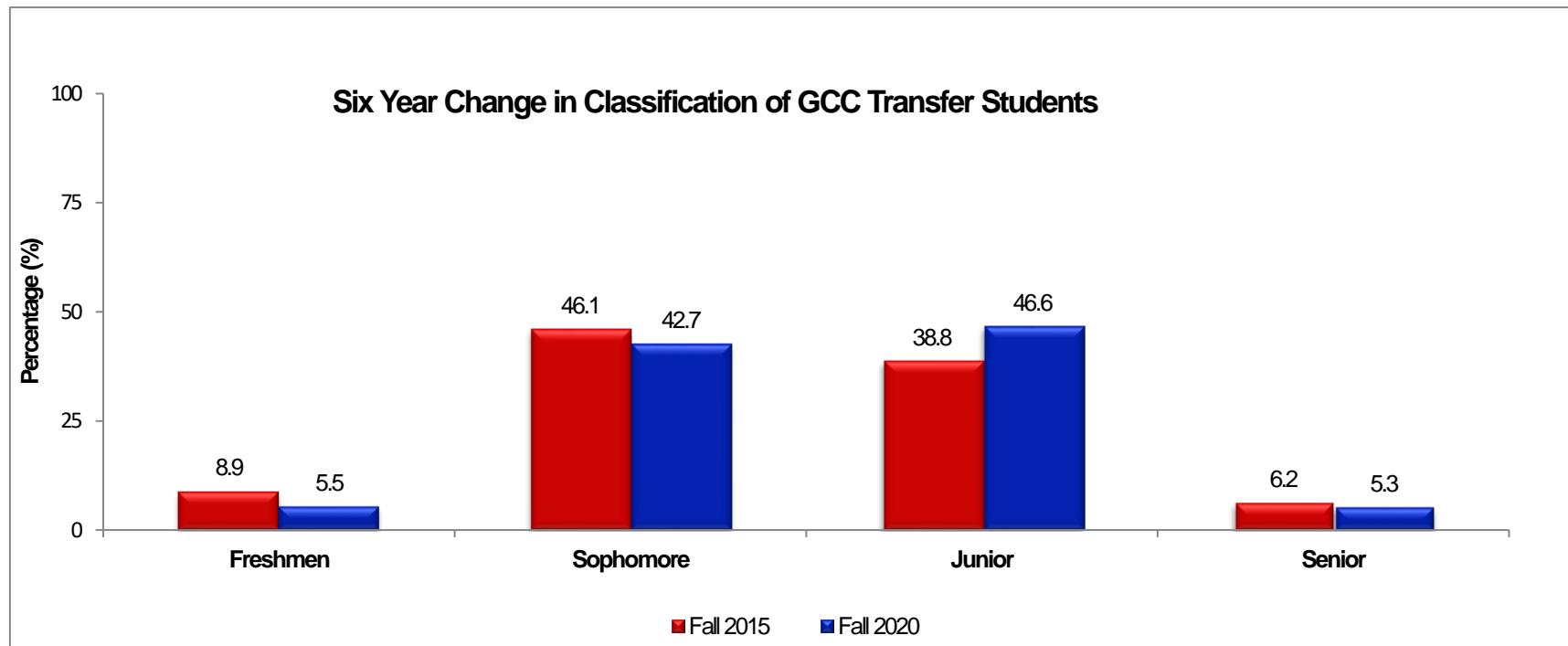


University of Houston
Gulf Coast Consortium Transfer Student Enrollment Report

First Time Transfers from Gulf Coast Consortium

Based on Classification, Fall 2015 - Fall 2020

Classification	FALL 2015		FALL 2016		FALL 2017		FALL 2018		FALL 2019		FALL 2020	
	N	%	N	%	N	%	N	%	N	%	N	%
Freshmen	289	8.9	271	8.0	256	7.5	254	7.3	227	7.4	167	5.5
Sophomore	1,493	46.1	1,705	50.0	1,664	48.6	1,677	47.9	1,406	45.9	1,302	42.7
Junior	1,257	38.8	1,249	36.7	1,306	38.2	1,387	39.6	1,283	41.9	1,423	46.6
Senior	202	6.2	182	5.3	197	5.8	184	5.3	150	4.9	161	5.3
Total	3,241		3,407		3,423		3,502		3,066		3,053	



**University of Houston
Gulf Coast Consortium Transfer Student Enrollment Report**

Top 10 Transfer Institutions

FALL 2020

Institution	N	%
Lonestar College	1,176	27.0
Houston Community College	1,097	25.2
San Jacinto Community College	404	9.3
Wharton County Junior College	251	5.8
U of H Downtown	99	2.3
Blinn College	83	1.9
Austin Community College	51	1.2
The University of Texas at San Antonio	48	1.1
Sam Houston State University	45	1.0
Texas State University at San Marcos	44	1.0
Total (N) Top 10 Transfer Institutions	3,298	
Percent (%) of New Transfer Students from Top 10 Transfer Institutions	75.7	