

NSSE 2021 Multi-Year Report

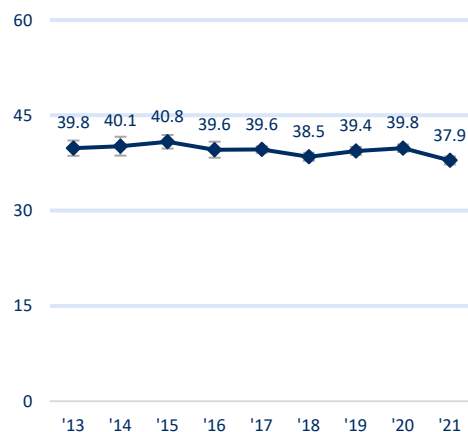
Engagement Results by Theme

University of Houston

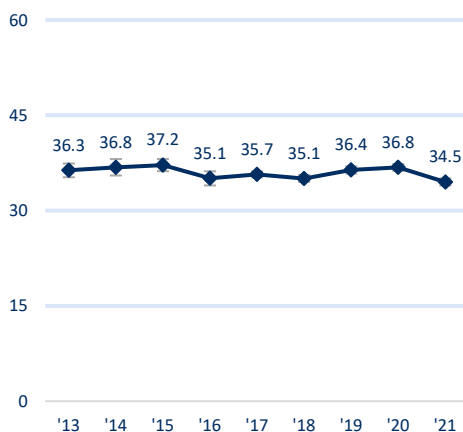
Engagement Indicators (EIs) represent the average student responses to a set of related survey questions. The Academic Challenge theme contains four EIs as well as several important individual items. See pages 10-12 for detailed statistics. For more information, including the items that make up each EI, refer to your *Engagement Indicators* report.

Academic Challenge: Seniors

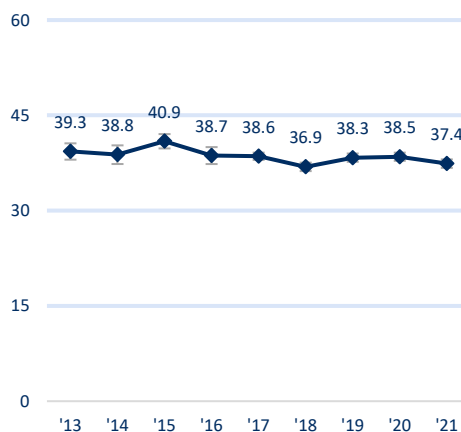
Higher-Order Learning



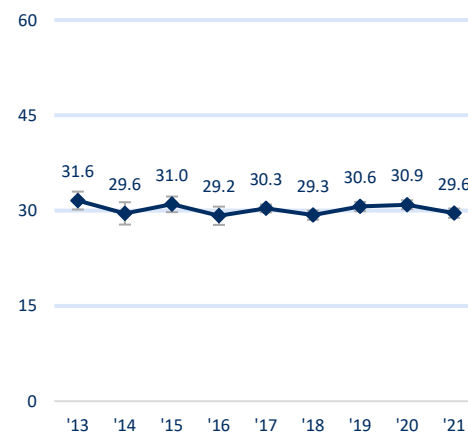
Reflective & Integrative Learning



Learning Strategies

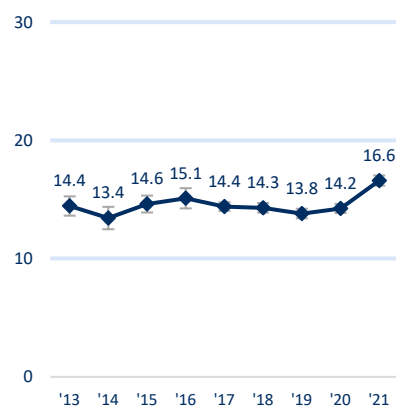


Quantitative Reasoning

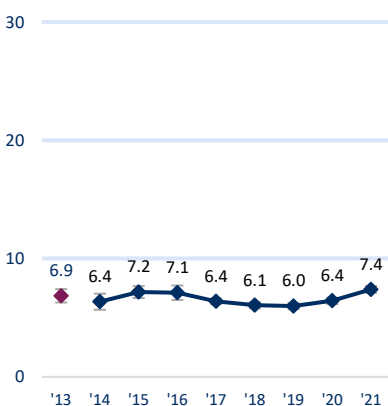


Academic Challenge (additional items): Seniors

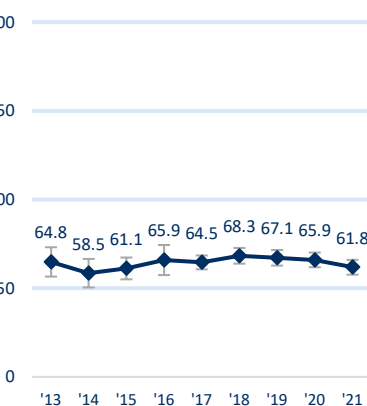
Preparing for Class (hrs/wk)



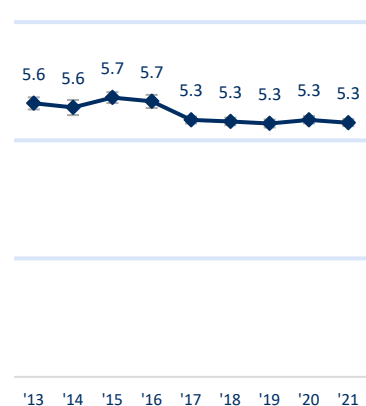
Course Reading (hrs/wk)^a



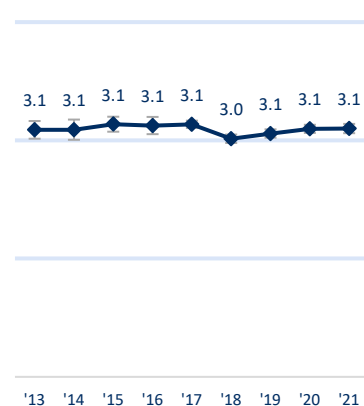
Assigned Writing (pages)^a



Course Challenge^b



Academic Emphasis^c



a. Values for Course Reading and Assigned Writing are estimates calculated from two or more survey questions. The Course Reading item changed in 2014; comparability between 2013 and later years is limited.

b. Extent to which courses challenged students to do their best work (1 = "Not at all" to 7 = "Very much").

c. How much students said the institution emphasizes spending significant time studying and on academic work (1 = "Very little," 2 = "Some," 3 = "Quite a bit," and 4 = "Very much").