





















Engagement Indicators: Overview

Engagement Indicators are summary measures based on sets of NSSE questions examining key dimensions of student engagement. The ten indicators are organized within four broad themes: Academic Challenge, Learning with Peers, Experiences with Faculty, and Campus Environment. The tables below compare average scores for your students with those in your comparison groups.

























Use the following key:

-  **Your students' average** was significantly higher ($p < .05$) with an effect size at least .3 in magnitude.
-  **Your students' average** was significantly higher ($p < .05$) with an effect size less than .3 in magnitude.
- No significant difference.
-  **Your students' average** was significantly lower ($p < .05$) with an effect size less than .3 in magnitude.
-  **Your students' average** was significantly lower ($p < .05$) with an effect size at least .3 in magnitude.

First-Year Students

Theme	Engagement Indicator	Your first-year students compared with Public Over 20K Enrl	Your first-year students compared with Carnegie Class	Your first-year students compared with NSSE 2017 & 2018
Academic Challenge	Higher-Order Learning	--	--	--
	Reflective & Integrative Learning	--	--	--
	Learning Strategies	--	--	
	Quantitative Reasoning	--	--	
Learning with Peers	Collaborative Learning	--	--	
	Discussions with Diverse Others	--	--	
Experiences with Faculty	Student-Faculty Interaction			
	Effective Teaching Practices			
Campus Environment	Quality of Interactions			
	Supportive Environment			

Seniors

Theme	Engagement Indicator	Your seniors compared with Public Over 20K Enrl	Your seniors compared with Carnegie Class	Your seniors compared with NSSE 2017 & 2018
Academic Challenge	Higher-Order Learning		--	
	Reflective & Integrative Learning			
	Learning Strategies		--	
	Quantitative Reasoning			--
Learning with Peers	Collaborative Learning			
	Discussions with Diverse Others			
Experiences with Faculty	Student-Faculty Interaction			
	Effective Teaching Practices			
Campus Environment	Quality of Interactions			
	Supportive Environment	--	--	--