



# COUGAR MOVE-IN GUIDE 2025



**HOUSTON  
IS HOME**



**GET READY TO BLAST  
OFF INTO ANOTHER  
INCREDIBLE YEAR ON  
CAMPUS DURING  
COUGAR MOVE-IN  
AUG. 20–23!**

Student Housing & Residential Life has prepped this guidebook packed with everything you need to help make your move-in experience as smooth as possible but be sure to check your student email regularly to be sure you have done everything required before you get to campus.

Whether it's your first year on campus or you're a returning resident, your journey starts here. Read on for all the info you need to make your move-in mission a success.

# TABLE OF CONTENTS



**Pre-flight Checklist: What to do Before Arrival.....4**

**Packing List: What to Bring.....5**

**Prohibited Items: What to Leave Behind.....6**

**Packing Tips.....7**

**Move-in Schedule.....8**


**Move-in: THE BIG DAY!.....9**

**Other Helpful Information.....11**

# PRE-FLIGHT CHECKLIST: WHAT TO DO BEFORE ARRIVAL

- ❑ **Schedule your Move-in Time in the “myHousing” portal on AccessUH.** Students will receive a message confirming their move-in time through their email. Arriving during your move-in time will make your move-in process easier and more convenient.
- ❑ **Select your Meal Plan with UH Dining through the “Cougar Card Connect” icon on AccessUH.**
- ❑ **Get your Cougar Card. This is the official access card for all your on-campus needs.**
- ❑ **Insure your personal property that you plan to bring to campus.** SHRL recommends all students obtain renters insurance either independently or through the GradGuard link in the myHousing portal.
- ❑ **Make a packing list.** Review SHRL’s recommendations on what to bring and what to leave behind. Coordinate shared items with your roommate and/or suitemates to avoid duplicates.

**You’re  
Ready for  
Launch!**



# PACKING LIST: WHAT TO BRING

- ❑ **Bicycle Lock** UHPD recommends U-shaped bike locks for students with bicycles on campus. Be sure to register your bicycle with UH Parking & Transportation.
- ❑ **Bungee Cords, Plastic and/or a Tarp** Recommended for your assigned move-in day in case of rain.
- ❑ **Cleaning and Housekeeping Supplies** Spray cleaner, trash liners, small vacuum and air freshener.
- ❑ **Computer or Laptop**
- ❑ **Closet Organizers and/or Hangers**
- ❑ **Cougar Card** You will need it for move-in, dining and accessing your residence hall.  
Be sure to [upload your photo here](#).
- ❑ **Desk Lamp and/or Organizers**
- ❑ **Food and Eating Utensils**
- ❑ **Laundry Supplies** High-efficiency laundry detergent, clothes hamper, iron and ironing board.
- ❑ **Bedding and Personal Linens** Recommended items: pillow, blanket, quilt/comforter, pillow top or egg carton cushion, mattress pad, sheets, towels and washcloths
  - Beds in Cougar Village I, Cougar Village II and Moody Towers are extra-long, Twin-size beds
  - Beds in Bayou Oaks, Cougar Place, The Quad and University Lofts are Full-size beds
- ❑ **Moving Supplies (Boxes, Moving Dolly, etc.)**
- ❑ **Personal Decor Items Posters, Photos, etc.** No nails, screws or staples are allowed for wall fixtures, only use blue painters' tape.
- ❑ **Personal Toiletries Including Toilet Paper** Shower caddy and shower shoes recommended for Moody Towers.
- ❑ **Surge Protector** UH Fire Marshal requires these items to be UL-approved.

# PROHIBITED ITEMS: WHAT TO LEAVE BEHIND

❑ **Candles or Incense**

❑ **Drugs/Drug Paraphernalia**

❑ **Extension Cords and Multi-plug Adapters** UH Fire Marshall prohibits the use of extension cords. Surge protectors are OK but must be UL-approved.

❑ **Fireworks**

❑ **Hoverboards**

❑ **Large Amounts of Cash**

❑ **Desk Lamp and/or Organizers**

❑ **Food and Eating Utensils**

❑ **Microwaves** While it is OK to bring a microwave, we encourage most students not to. Most residence halls have them in individual rooms/suites and community kitchens. No Open-coil heating or cooking devices (e.g., toaster ovens, hot plates, space heaters, air fryers).

❑ **Pets** Pets (other than fish in a maximum 10-gallon tank) are not allowed on campus.

❑ **Non-battery-operated String Lights (e.g., Christmas Lights)**

❑ **Tobacco** UH is a tobacco-free campus, this includes the use of electronic cigarettes and vape pens.

❑ **Weapons or Anything That Can Be Construed As A Weapon\***

\*Use or possession of any items used as weapons, including, but not limited to, handguns, firearms, ammunition, fireworks, pellet guns, paintball guns, BB guns, knives, tasers, or explosive or noxious materials are prohibited on UH premises except in accordance with federal, state, local law and/or UH policy. **Read UH's policy regarding Campus Carry online.**

# PACKING TIPS (AND MORE)

**Be sure to pack all belongings in boxes or totes.** Loose items can easily be lost or misplaced. All boxes and totes should be labeled with the students' name, residence hall and room number so they can be clearly identified. All electronics must be boxed.

Students are **strongly** encouraged to insure their personal property and carry renters' insurance, whether that be a separate policy or as a part of the parents' or guardians' homeowners' policy.

## EMERGENCY PREPAREDNESS KIT

In case of an unforeseen emergency, an emergency preparedness kit is recommended. Each kit should contain supplies for a 72-hour period. For a full list of recommended items, visit the **UH Office of Emergency Management Emergency Preparedness** website.

## A NOTE ABOUT REFRIGERATORS

Several residence halls come equipped with refrigerating appliances.

**Microwave-Fridge:** Moody Towers

**Mini-Fridge:** Cougar Village I,  
Cougar Village II

**Full-size Refrigerator:** Bayou  
Oaks, Cougar Place, The  
Quad and University Lofts

Due to limited space, it is **not recommended** that students bring extra refrigerating appliances.



# MOVE-IN SCHEDULE

You will receive your move-in day and check-in time through your email. It's important to arrive on time to ensure a smooth move-in process and limit the amount of traffic on the move-in route.

Check-in hours for each day of move-in are provided below.

**DAY 1 | WEDNESDAY**  
**AUG. 20, 2025**

**CHECK-IN OPENS: 8 A.M.**  
**CHECK-IN CLOSES: 5 P.M.**

**DAY 2 | THURSDAY**  
**AUG. 21, 2025**

**CHECK-IN OPENS: 8 A.M.**  
**CHECK-IN CLOSES: 5 P.M.**

**DAY 3 | FRIDAY**  
**AUG. 22, 2025**

**CHECK-IN OPENS: 8 A.M.**  
**CHECK-IN CLOSES: 5 P.M.**

**DAY 4 | SATURDAY**  
**AUG. 23, 2025**

**CHECK-IN OPENS: 8 A.M.**  
**CHECK-IN CLOSES: 3 P.M.**

**Please note:** Move-in assistance will not be available after 5 p.m. Wednesday through Friday or after 3 p.m. on Saturday.

## AHEAD OF SCHEDULE?

SHRL can accommodate a limited number of early check-ins for residents arriving before Aug. 20, 2025. Please email [housing@uh.edu](mailto:housing@uh.edu) for more information. Students who check in before Aug. 20 will be charged a daily rate based on their room type.



## LAUNCH DELAY?

Students arriving after 5 p.m. Wednesday through Friday should report to the Campus Recreation and Wellness Center to complete the check-in process. Staff will be available until 8 p.m. to assist with check-in but move-in assistance will not be provided at the residence hall.

Students arriving after 3 p.m. Saturday should report directly to their residence to complete the check-in process.

If you are not available to arrive to campus on a designated move in day Aug. 20–23 you will be able to check-in at the front desk of your residence hall beginning Aug. 24.



# MOVE-IN: THE BIG DAY!

***Move-in instructions vary by residence hall. Please review the instructions for your residence hall to know where to go when you land at UH.***

## COUGAR PLACE, COUGAR VILLAGE I & II, MOODY TOWERS AND THE QUAD

Residents assigned to these communities will report to the Campus Recreation & Wellness Center at your scheduled move-in time to receive your room key and building access.

### Check-in Instructions:

1. Arrive at the UH Campus Recreation & Wellness Center. Complimentary parking is available for students and guests during move-in at the University Gateway Garage located near the Campus Rec.
2. At the Campus Recreation & Wellness Center you will complete the check-in process for your assigned room and receive your unloading pass. Please bring your Cougar Card to complete this process.
3. After checking in, return to your vehicle and follow the color-coded directional signage to navigate to your residence hall.
4. Once you arrive at your residence hall you will receive instructions and help with unloading your vehicle.

Student Housing & Residential Life has partnered with University and Student Services to provide a full-service move-in experience for residents living in **Cougar Village I, Cougar Village II, Cougar Place, Moody Towers and The Quad**.

5. After your vehicle is unloaded, you'll be directed to park in a designated parking lot. You can then return to your assigned residence hall and begin setting up your new home!



## UNIVERSITY LOFTS



Residents assigned to University Lofts will report to the Campus Recreation & Wellness Center at your scheduled move-in time to receive your room key and building access.

### Check-in Instructions:

1. Arrive at the UH Campus Recreation & Wellness Center. Complimentary parking is available for students and guests during move-in at the University Gateway Garage located near the Campus Rec.
2. At the Campus Rec you will complete the check-in process for your assigned room and receive your unloading pass. Please bring your Cougar Card to complete this process.
3. After checking in, return to your vehicle and follow the color-coded directional signage to navigate to University Lofts.
4. Once you arrive at your hall, volunteers will be there to assist you with unloading your vehicle with move-in bins.
5. After your vehicle is unloaded, you'll be directed to park in a designated area and go with the volunteers to deliver your items to your room. Volunteers will assist with unloading the bins and return them to the check-in area.
6. You can then begin setting up your new home!

## BAYOU OAKS



Residents assigned to Bayou Oaks report directly to Bayou Oaks at your scheduled move-in time to receive your room key and building access.

### Check-in Instructions:

1. Arrive at Bayou Oaks and report to the front desk to receive your room key and building access.
2. Unload your vehicle using the provided move-in bins.
3. After your vehicle is unloaded, you'll be directed to park in a designated parking lot. You can then return to your apartment and begin setting up your new home!

**Move-in days are busy times on campus so please be patient, and most importantly...have fun!**

# OTHER HELPFUL INFORMATION

## HEAT SAFETY

August in Houston is very hot—temperatures can reach well over 100°F. Wear cool and comfortable clothing, sunscreen, and most importantly, drink A LOT of water!

We recommend you bring a personal water bottle to use at the refill stations around campus.

## TECHNOLOGY SERVICES


Information regarding technology assistance can be found on the **UH IT** website.

## EMERGENCY PLANNING

**UH ALERT** is the official emergency notification system for the University of Houston. UH ALERT is used to provide prompt notification to students, faculty, and staff if there is a condition that may threaten the health or safety of those on campus. To learn more about this service and sign up for alerts on the **UH ALERT** website.

The University of Houston is vulnerable to impacts from tropical storms and hurricanes. This Hurricane Planning Guide provides guidelines and establishes protocols for an organized response to a hurricane. It addresses pre-storm preparation and post-storm recovery as well as management of the campus during a storm. Read more on the **UH Office of Emergency Management** website.

**The University of Houston Police Department (UHPD)** can be reached at 713-743-3333 or by dialing 911 from a campus phone. For resources and information, please visit [www.uh.edu/police/](http://www.uh.edu/police/).




# WELCOME ABOARD!

## YOUR CAMPUS ADVENTURE STARTS NOW.

**Be sure to check your student email for important information as your move-in date approaches.**

**Questions? Check out the online move-in guide for additional details related to move in.**



***FOLLOW SHRL ON SOCIAL MEDIA!***



**Student Housing & Residential Life**  
**Division of Student Affairs**

housing@uh.edu | 713.743.6000 | uh.edu/housing



@UH\_Housing