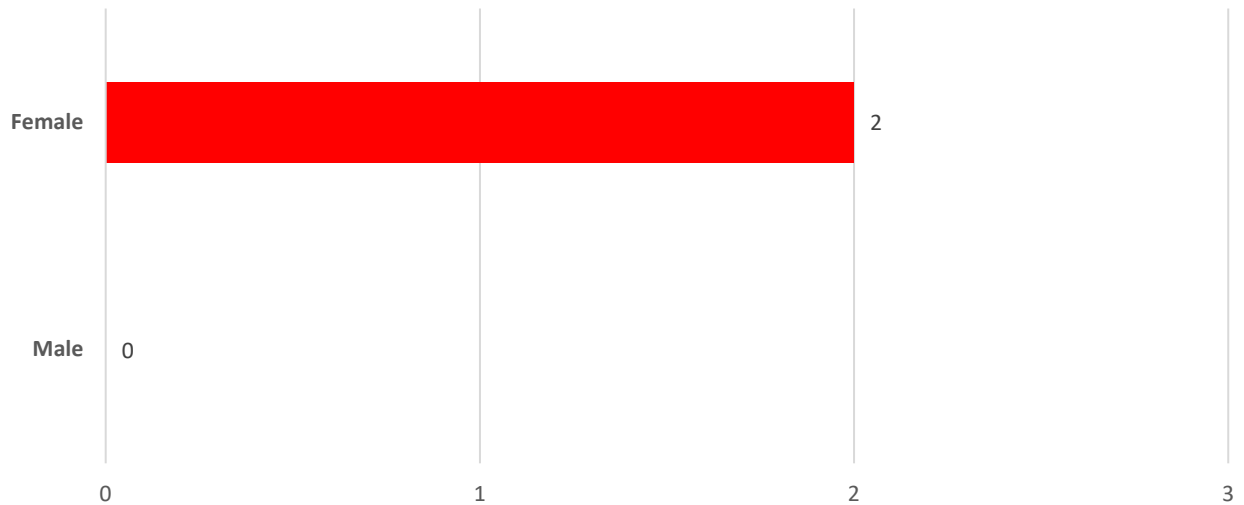


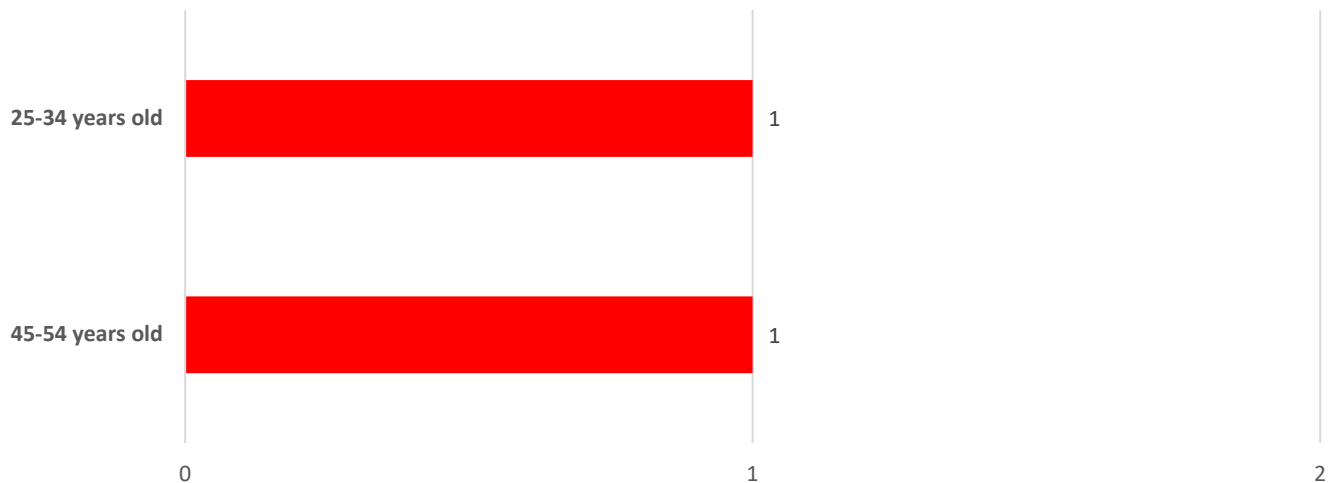
Educational Diagnostician Certification Completers on Program Satisfaction

Academic Years 2018-19

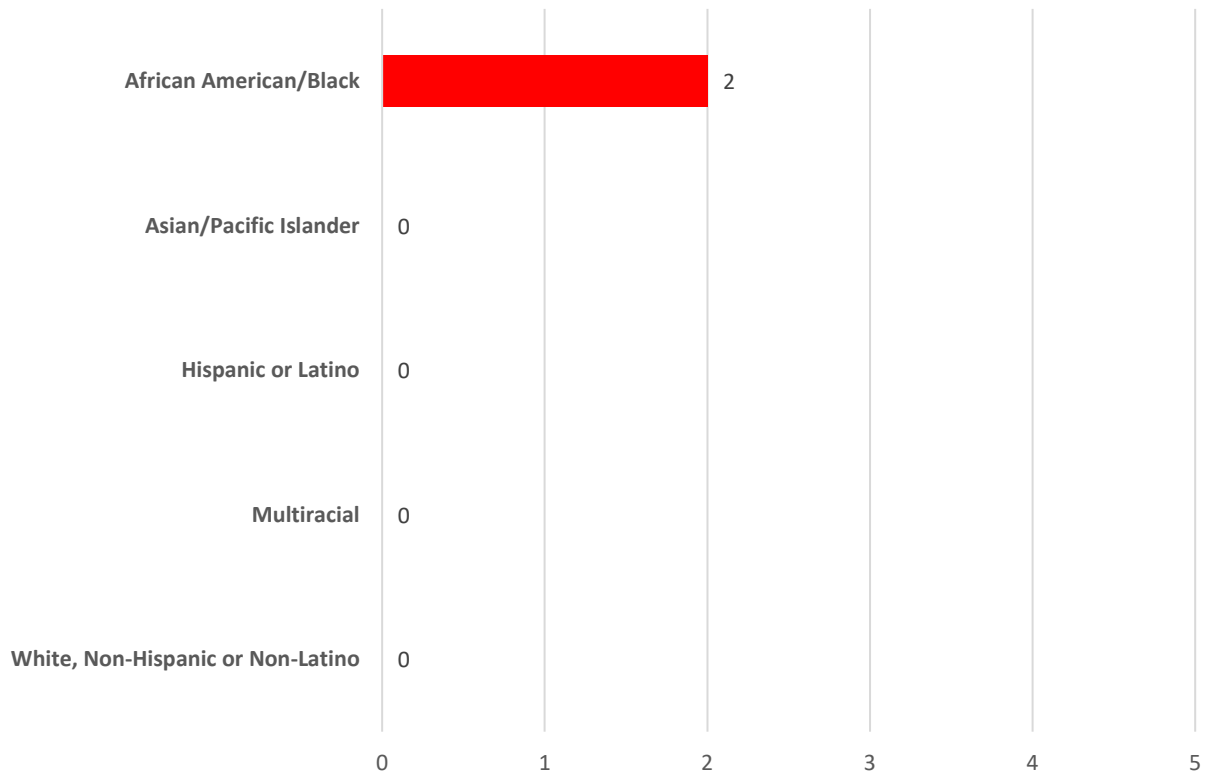
1. What is your gender?



2. What is your age range?



3. What is your ethnicity?



Percentage of Faculty and Advisor Satisfaction Agree or Strongly Agree

Faculty and Coursework	AY 2017-18	AY 2018-19
The faculty teaching courses in my program were effective teachers.	N/A	100%
Courses in my major were academically challenging.	N/A	100%
I was satisfied with the variety of courses available to me as a graduate student.	N/A	100%
Practical experiences (i.e. practicum, laboratory, internship, field experience) were of high quality.	N/A	50%
Faculty provided a clear understanding of the requirements for each class.	N/A	100%
Faculty provided a clear understanding of the evaluation methods used in each class.	N/A	100%
The courses I took provided the necessary knowledge for my discipline.	N/A	100%
Courses I took provided an understanding of the accepted professional practices in my field.	N/A	100%
The information provided to me by my adviser regarding my course of study was accurate.	N/A	50%

Advisor	AY 2017-18	AY 2018-19
My adviser displayed a personal interest in my progress towards my educational goals.	N/A	50%
My adviser and I met at regular intervals to discuss my progress towards my degree.	N/A	100%
My adviser gave me helpful feedback on my project.	N/A	100%
My adviser gave me prompt feedback on my project.	N/A	100%
My adviser gave me prompt feedback on my qualifying exam.	N/A	50%
My adviser provided adequate opportunities for research or creative activity outside of my thesis, dissertation, or major project.	N/A	100%

Percentage of Positive Response (Yes) Toward Program/Department Satisfaction

Program/Department	AY 2017-18	AY 2018-19
Did your program provide you with a list of places where a recent program graduate found employment, after graduation?	N/A	0%
Did your program/department provide you with accurate information about the employment prospects in your field?	N/A	0%
Did your program/department provide you with accurate information about financial support (prospects and levels of) while in graduate school?	N/A	0%
Did your program/department provide you with accurate information about the percentage of students who complete the program?	N/A	0%

Percentage of Overall Experience Satisfaction Good or Very Good or Excellent

Overall Experience	AY 2017-18	AY 2018-19
My experience regarding Scholarship/Fellowship Support	N/A	0%
My experience regarding Library and electronic research resources	N/A	50%
My experience regarding Laboratory, clinical, studio, or other facilities	N/A	0%
My experience regarding Course Planning	N/A	50%
My experience regarding Enrollment and Registration	N/A	50%
My experience regarding Graduation	N/A	50%
My Academic Experience at UH	N/A	100%
My Student Life Experience at UH	N/A	0%
My experience of the Graduate Program at UH	N/A	50%
My Overall Experience at UH	N/A	50%

Percentage of Office of Graduate Studies Satisfaction Agree or Strongly Agree

Office of Graduate Studies	AY 2017-18	AY 2018-19
Requests for information from this office occurred in a timely manner.	N/A	100%
This office handled my application for admission to graduate study efficiently.	N/A	100%
The standards for admission to graduate study were clear.	N/A	100%
The staff in this office willingly helped me resolve problems.	N/A	100%
The staff in this office was friendly when I approached them with problems.	N/A	100%
The staff in this office effectively explained the procedures for me to follow to complete the requirements for my degree.	N/A	100%
The College's Office of Graduate Studies website featured useful information.	N/A	100%

Data source: College of Education Graduate Exit Survey, downloaded on March 9, 2020, from Qualtrics.