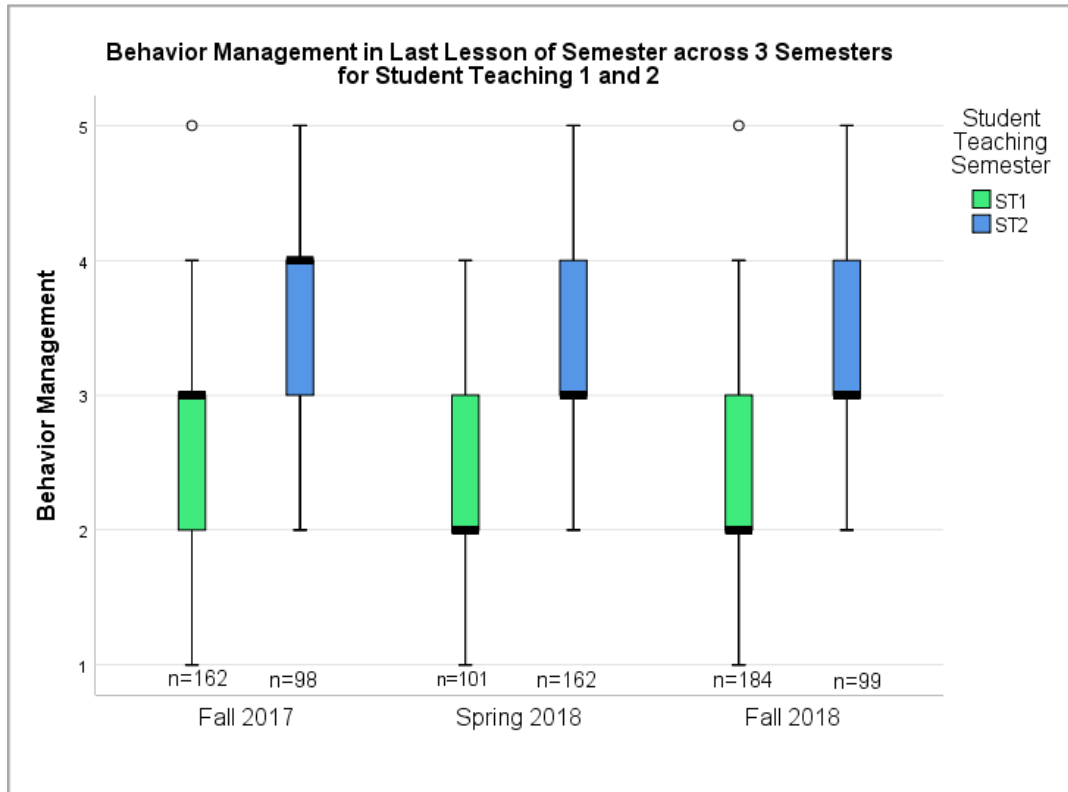


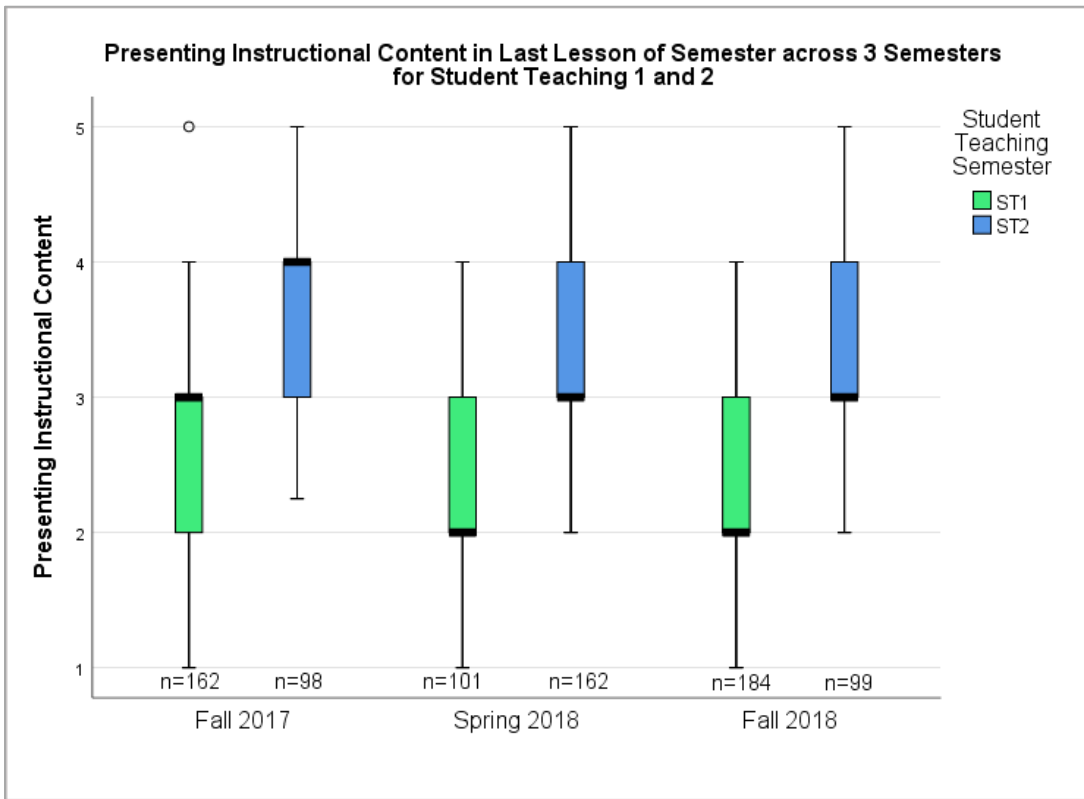
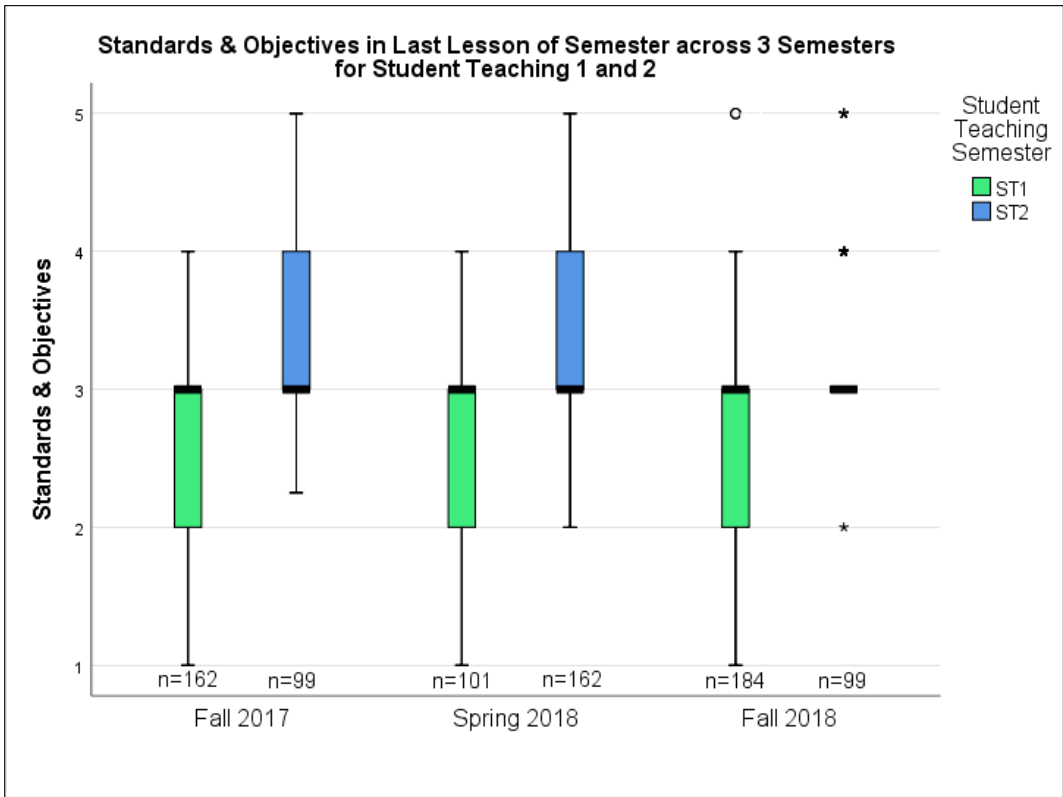
Student Teacher Scores from Classroom Observations by Indicator

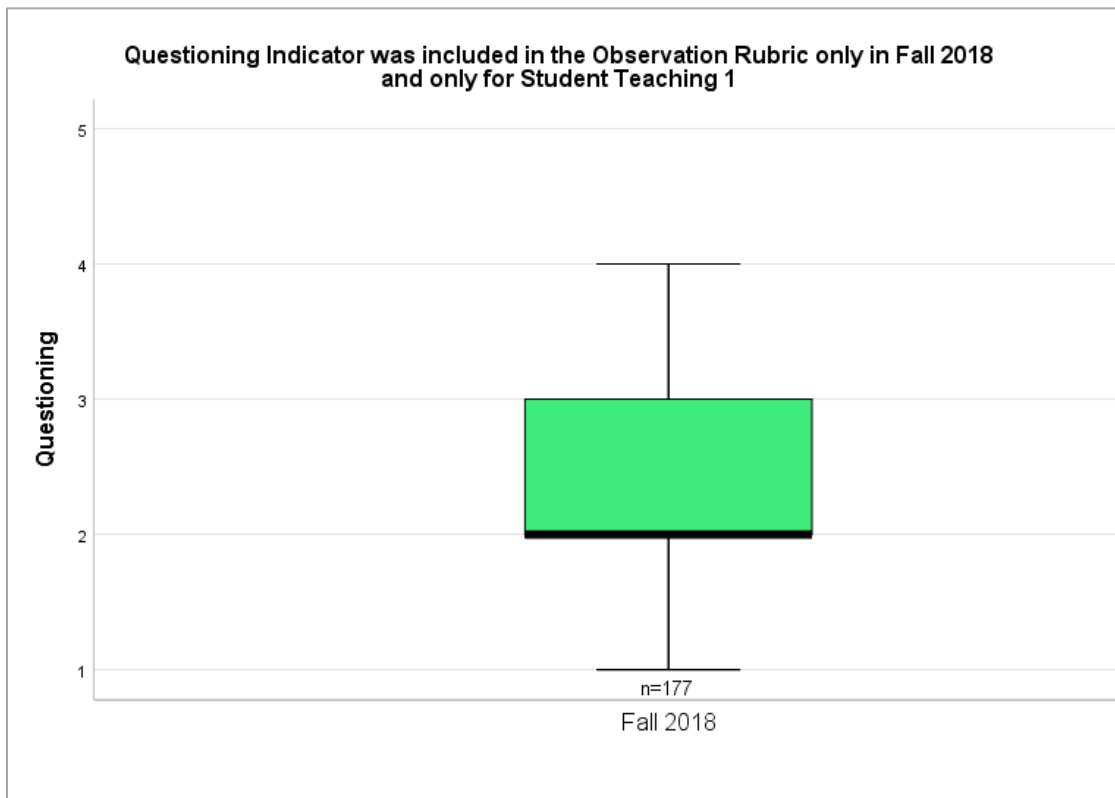
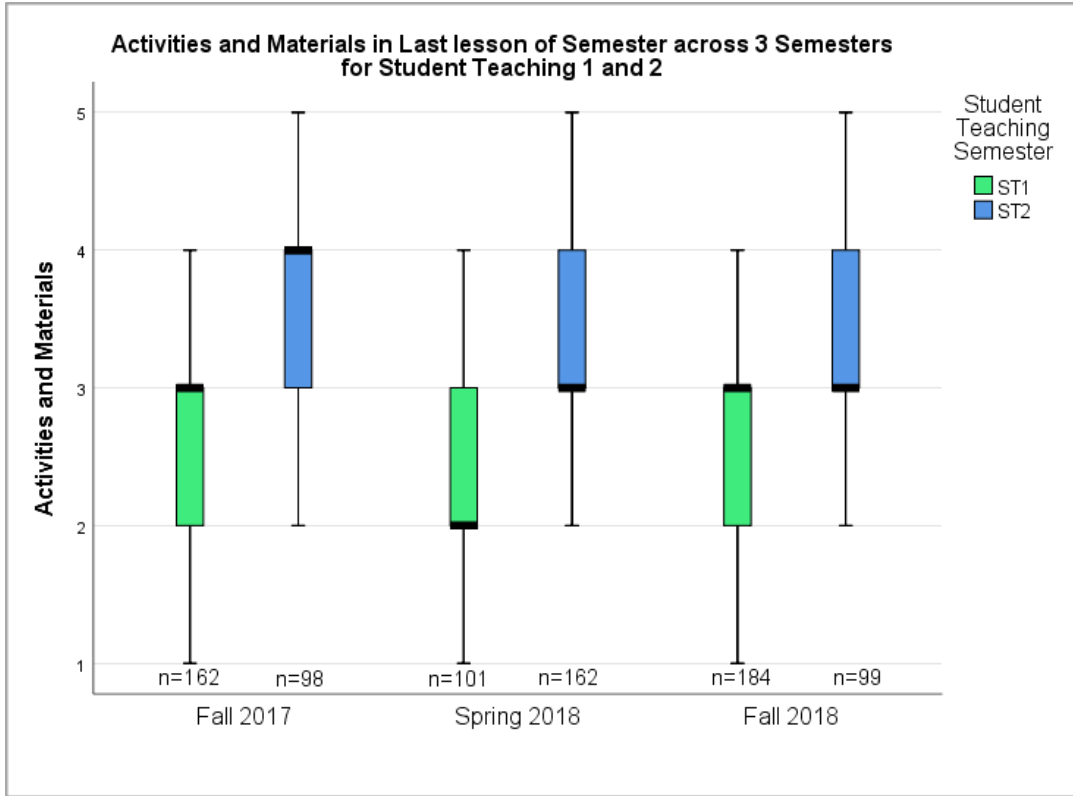


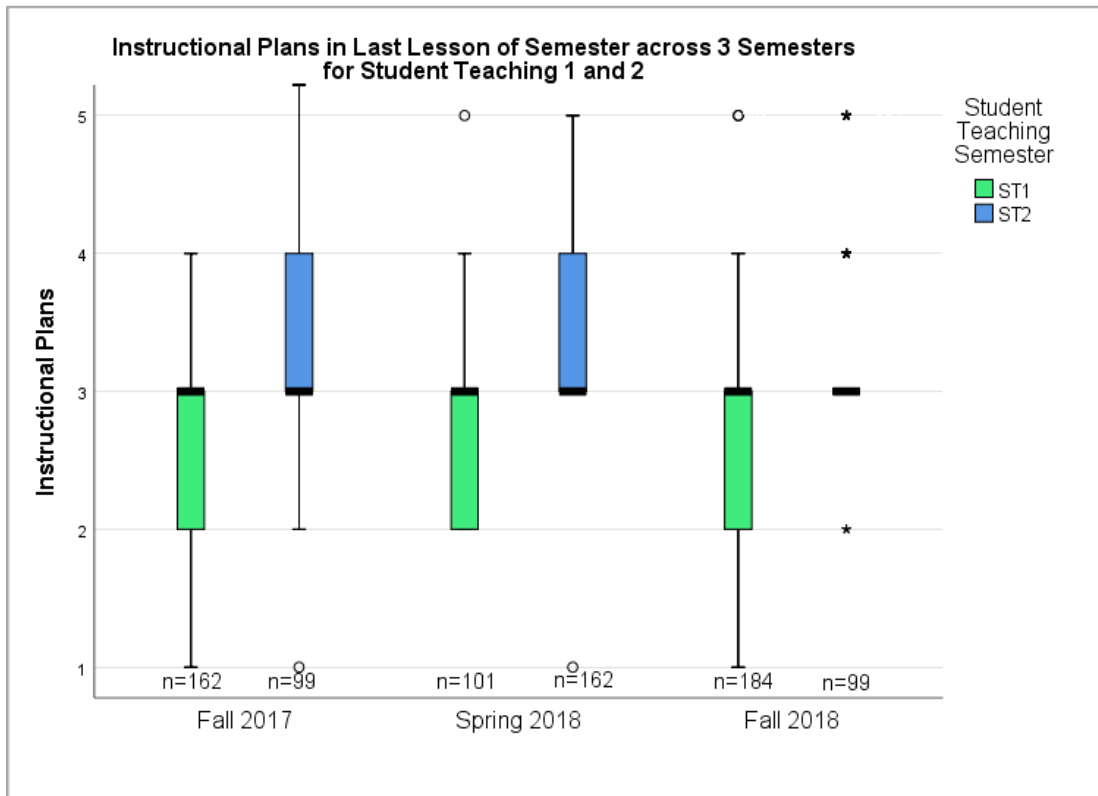
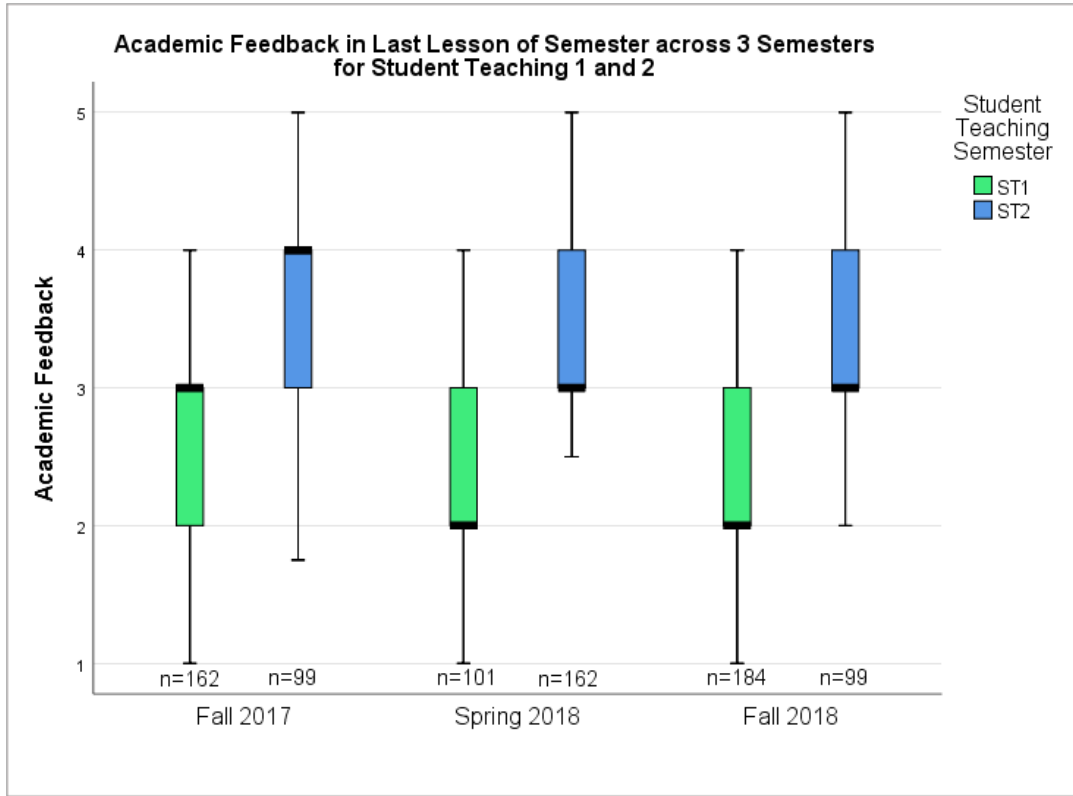
TAP Rubric Scoring: 1=Unsatisfactory, 3= Proficient, 5=Exemplary

A score of “3” in Student Teaching 2 means that the teacher’s students are expected to make one year’s growth on the state or comparable district assessment.

Fifty percent of scores fall inside the box and 25% in each “whisker”. The thick line indicates the median score. Circles are outliers; Stars are extreme cases.







- Behavior Management Indicator in the Last Lesson of Semester across Three Semesters for Student Teaching 1 and 2

Behavior Management		Fall 2017		Spring 2018		Fall 2018	
		Below 3.0	3.0 or Higher	Below 3.0	3.0 or Higher	Below 3.0	3.0 or Higher
		count	count	count	count	count	count
Art EC-12	ST1	2	5	1	1	1	2
	ST2	0	5	0	7	0	1
Bilingual Generalist EC-6	ST1	5	15	3	5	11	6
	ST2	0	21	0	20	0	9
Core Subjects EC-6	ST1	29	52	33	30	57	48
	ST2	2	52	0	82	2	59
Dance 6-12	ST1	0	0	0	0	0	1
English Language Arts and Reading 4-8	ST1	1	5	4	0	2	0
	ST2	0	0	0	6	0	3
English, Language Arts, Reading 7-12	ST1	2	5	1	3	7	2
	ST2	0	0	2	5	0	5
History 7-12	ST1	2	2	1	3	3	7
	ST2	0	0	0	4	0	4
Languages Other Than English EC-12 - Spanish	ST1	1	1	0	0	3	2
	ST2	0	2	0	2	0	0
Mathematics 4-8	ST1	11	8	8	0	8	13
	ST2	0	8	2	16	0	9
Mathematics 7-12	ST1	0	1	0	0	0	1
	ST2	0	0	0	1	0	0
Science 4-8	ST1	2	6	3	0	1	1
	ST2	0	3	0	8	0	3
Social Studies 4-8	ST1	1	0	2	0	0	3
	ST2	1	2	0	2	0	2
Social Studies 7-12	ST1	1	0	0	1	0	0
	ST2	0	1	0	0	0	1
Special Education EC-12	ST1	3	2	2	0	2	3
	ST2	0	0	0	5	0	1
Speech 7-12	ST2	0	1	0	0	0	0

- Standards & Objectives Indicator in the Last Lesson of Semester across Three Semesters for Student Teaching 1 and 2

Standards & Objectives		Fall 2017		Spring 2018		Fall 2018	
		Below 3.0	3.0 or Higher	Below 3.0	3.0 or Higher	Below 3.0	3.0 or Higher
		Count	Count	Count	Count	Count	Count
Art EC-12	ST1	1	6	2	0	0	3
	ST2	1	5	0	7	0	1
Bilingual Generalist EC-6	ST1	6	14	5	3	11	6
	ST2	1	20	0	20	1	8
Core Subjects EC-6	ST1	38	43	21	42	64	41
	ST2	2	52	1	81	0	61
Dance 6-12	ST1	0	0	0	0	0	1
English Language Arts and Reading 4-8	ST1	2	4	4	0	1	1
	ST2	0	0	0	6	0	3
English, Language Arts, Reading 7-12	ST1	2	5	1	3	4	5
	ST2	0	0	1	6	0	5
History 7-12	ST1	2	2	2	2	1	9
	ST2	0	0	0	4	0	4
Languages Other Than English EC-12 - Spanish	ST1	1	1	0	0	1	4
	ST2	0	2	0	2	0	0
Mathematics 4-8	ST1	11	8	8	0	6	15
	ST2	0	8	0	18	0	9
Mathematics 7-12	ST1	0	1	0	0	0	1
	ST2	0	0	0	1	0	0
Science 4-8	ST1	1	7	3	0	0	2
	ST2	0	3	0	8	0	3
Social Studies 4-8	ST1	1	0	2	0	0	3
	ST2	0	3	0	2	0	2
Social Studies 7-12	ST1	1	0	0	1	0	0
	ST2	0	1	0	0	0	1
Special Education EC-12	ST1	3	2	2	0	1	4
	ST2	0	0	0	5	0	1
Speech 7-12	ST2	0	1	0	0	0	0

- Presenting Instructional Content Indicator in the Last Lesson of Semester across Three Semesters for Student Teaching 1 and 2

Presenting Instructional Content		Fall 2017		Spring 2018		Fall 2018	
		Below 3.0	3.0 or Higher	Below 3.0	3.0 or Higher	Below 3.0	3.0 or Higher
		Count	Count	Count	Count	Count	Count
Art EC-12	ST1	1	6	2	0	0	3
	ST2	0	6	0	7	0	1
Bilingual Generalist EC-6	ST1	8	12	5	3	8	9
	ST2	0	21	0	20	1	8
Core Subjects EC-6	ST1	41	40	27	36	71	34
	ST2	0	54	2	80	2	59
Dance 6-12	ST1	0	0	0	0	0	1
English Language Arts and Reading 4-8	ST1	3	3	4	0	1	1
	ST2	0	0	0	6	0	3
English, Language Arts, Reading 7-12	ST1	2	5	1	3	5	4
	ST2	0	0	0	7	0	5
History 7-12	ST1	3	1	2	2	3	7
	ST2	0	0	0	4	0	4
Languages Other Than English EC-12 - Spanish	ST1	1	1	0	0	1	4
	ST2	0	2	0	2	0	0
Mathematics 4-8	ST1	10	9	8	0	9	12
	ST2	0	8	1	17	0	9
Mathematics 7-12	ST1	1	0	0	0	0	1
	ST2	0	0	0	1	0	0
Science 4-8	ST1	4	4	3	0	0	2
	ST2	0	3	0	8	0	3
Social Studies 4-8	ST1	1	0	2	0	0	3
	ST2	0	2	0	2	0	2
Social Studies 7-12	ST1	1	0	0	1	0	0
	ST2	1	0	0	0	0	1
Special Education EC-12	ST1	2	3	2	0	0	5
	ST2	0	0	0	5	0	1
Speech 7-12	ST2	0	1	0	0	0	0

- Activities and Materials Indicator in the Last Lesson of Semester across Three Semesters for Student Teaching 1 and 2

Activities and Materials		Fall 2017		Spring 2018		Fall 2018	
		Below 3.0	3.0 or Higher	Below 3.0	3.0 or Higher	Below 3.0	3.0 or Higher
		Count	Count	Count	Count	Count	Count
Art EC-12	ST1	1	6	1	1	0	3
	ST2	0	6	0	7	0	1
Bilingual Generalist EC-6	ST1	6	14	3	5	9	8
	ST2	2	19	0	20	0	9
Core Subjects EC-6	ST1	26	55	28	35	60	45
	ST2	0	54	1	81	0	61
Dance 6-12	ST1	0	0	0	0	0	1
English Language Arts and Reading 4-8	ST1	2	4	4	0	1	1
	ST2	0	0	0	6	0	3
English, Language Arts, Reading 7-12	ST1	2	5	1	3	4	5
	ST2	0	0	0	7	0	5
History 7-12	ST1	3	1	0	4	1	9
	ST2	0	0	0	4	0	4
Languages Other Than English EC-12 - Spanish	ST1	1	1	0	0	1	4
	ST2	0	2	0	2	0	0
Mathematics 4-8	ST1	8	11	8	0	4	17
	ST2	0	8	0	18	1	8
Mathematics 7-12	ST1	1	0	0	0	0	1
	ST2	0	0	0	1	0	0
Science 4-8	ST1	1	7	3	0	0	2
	ST2	0	2	0	8	0	3
Social Studies 4-8	ST1	1	0	2	0	0	3
	ST2	0	3	0	2	1	1
Social Studies 7-12	ST1	1	0	0	1	0	0
	ST2	1	0	0	0	0	1
Special Education EC-12	ST1	3	2	1	1	1	4
	ST2	0	0	0	5	0	1
Speech 7-12	ST2	0	1	0	0	0	0

- Questioning Indicator was included in the Observation Rubric only in Fall 2018 and only for Student Teaching 1

Questioning		Fall 2017		Spring 2018		Fall 2018	
		Below 3.0	3.0 or Higher	Below 3.0	3.0 or Higher	Below 3.0	3.0 or Higher
		Count	Count	Count	Count	Count	Count
Art EC-12	ST1	0	0	0	0	0	3
	ST2	0	0	0	0	0	0
Bilingual Generalist EC-6	ST1	0	0	0	0	13	4
	ST2	0	0	0	0	0	0
Core Subjects EC-6	ST1	0	0	0	0	68	37
	ST2	0	0	0	0	0	0
Dance 6-12	ST1	0	0	0	0	0	1
English Language Arts and Reading 4-8	ST1	0	0	0	0	1	1
	ST2	0	0	0	0	0	0
English, Language Arts, Reading 7-12	ST1	0	0	0	0	2	4
	ST2	0	0	0	0	0	0
History 7-12	ST1	0	0	0	0	4	6
	ST2	0	0	0	0	0	0
Languages Other Than English EC-12 - Spanish	ST1	0	0	0	0	5	0
	ST2	0	0	0	0	0	0
Mathematics 4-8	ST1	0	0	0	0	5	12
	ST2	0	0	0	0	0	0
Mathematics 7-12	ST1	0	0	0	0	1	0
	ST2	0	0	0	0	0	0
Science 4-8	ST1	0	0	0	0	0	2
	ST2	0	0	0	0	0	0
Social Studies 4-8	ST1	0	0	0	0	2	1
	ST2	0	0	0	0	0	0
Social Studies 7-12	ST1	0	0	0	0	0	0
	ST2	0	0	0	0	0	0
Special Education EC-12	ST1	0	0	0	0	3	2
	ST2	0	0	0	0	0	0
Speech 7-12	ST2	0	0	0	0	0	0

- Academic Feedback Indicator in the Last Lesson of Semester across Three Semesters for Student Teaching 1 and 2

Academic Feedback		Fall 2017		Spring 2018		Fall 2018	
		Below 3.0	3.0 or Higher	Below 3.0	3.0 or Higher	Below 3.0	3.0 or Higher
		Count	Count	Count	Count	Count	Count
Art EC-12	ST1	2	5	1	1	1	2
	ST2	1	5	0	7	0	1
Bilingual Generalist EC-6	ST1	4	16	3	5	14	3
	ST2	0	21	0	20	0	9
Core Subjects EC-6	ST1	38	43	27	36	79	26
	ST2	1	53	1	81	0	61
Dance 6-12	ST1	0	0	0	0	0	1
English Language Arts and Reading 4-8	ST1	3	3	4	0	2	0
	ST2	0	0	0	6	0	3
English, Language Arts, Reading 7-12	ST1	2	5	1	3	6	3
	ST2	0	0	0	7	0	5
History 7-12	ST1	2	2	3	1	4	6
	ST2	0	0	0	4	0	4
Languages Other Than English EC-12 - Spanish	ST1	1	1	0	0	5	0
	ST2	0	2	0	2	0	0
Mathematics 4-8	ST1	9	10	8	0	10	11
	ST2	0	8	0	18	0	9
Mathematics 7-12	ST1	1	0	0	0	1	0
	ST2	0	0	0	1	0	0
Science 4-8	ST1	1	7	3	0	1	1
	ST2	0	3	0	8	1	2
Social Studies 4-8	ST1	1	0	2	0	1	2
	ST2	0	3	0	2	0	2
Social Studies 7-12	ST1	1	0	0	1	0	0
	ST2	0	1	0	0	0	1
Special Education EC-12	ST1	3	2	1	1	4	1
	ST2	0	0	0	5	0	1
Speech 7-12	ST2	0	1	0	0	0	0

- Instructional Plans Indicator in the Last Lesson of Semester across Three Semesters for Student Teaching 1 and 2

Instructional Plans		Fall 2017		Spring 2018		Fall 2018	
		Below 3.0	3.0 or Higher	Below 3.0	3.0 or Higher	Below 3.0	3.0 or Higher
		1.00	2.00	1.00	2.00	1.00	2.00
		Count	Count	Count	Count	Count	Count
Art EC-12	ST1	1	6	1	1	0	3
	ST2	1	5	0	7	0	1
Bilingual Generalist EC-6	ST1	5	15	3	5	6	11
	ST2	1	20	0	20	0	9
Core Subjects EC-6	ST1	41	40	23	40	66	39
	ST2	4	50	0	82	1	60
Dance 6-12	ST1	0	0	0	0	0	1
English Language Arts and Reading 4-8	ST1	2	4	4	0	1	1
	ST2	0	0	0	6	0	3
English, Language Arts, Reading 7-12	ST1	3	4	1	3	4	5
	ST2	0	0	1	6	0	5
History 7-12	ST1	2	2	0	4	0	10
	ST2	0	0	0	4	0	4
Languages Other Than English EC-12 - Spanish	ST1	1	1	0	0	3	2
	ST2	0	2	0	2	0	0
Mathematics 4-8	ST1	8	11	8	0	5	16
	ST2	0	8	0	18	1	8
Mathematics 7-12	ST1	1	0	0	0	0	1
	ST2	0	0	0	1	0	0
Science 4-8	ST1	3	5	3	0	0	2
	ST2	0	3	0	8	0	3
Social Studies 4-8	ST1	1	0	2	0	0	3
	ST2	0	3	0	2	0	2
Social Studies 7-12	ST1	1	0	0	1	0	0
	ST2	0	1	0	0	0	1
Special Education EC-12	ST1	4	1	2	0	0	5
	ST2	0	0	0	5	0	1
Speech 7-12	ST2	0	1	0	0	0	0