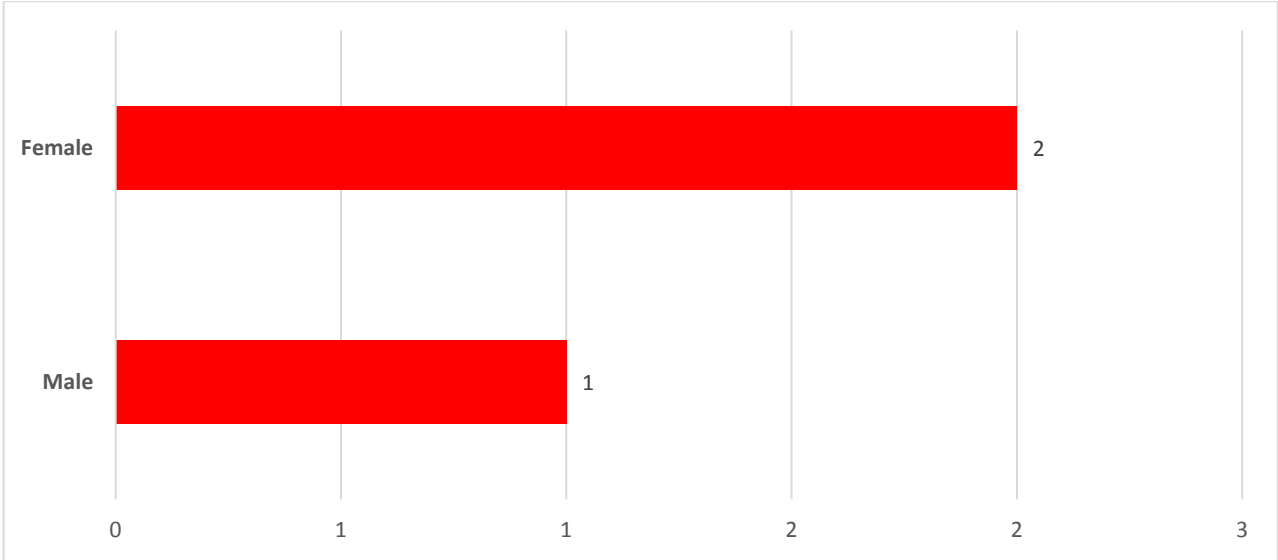


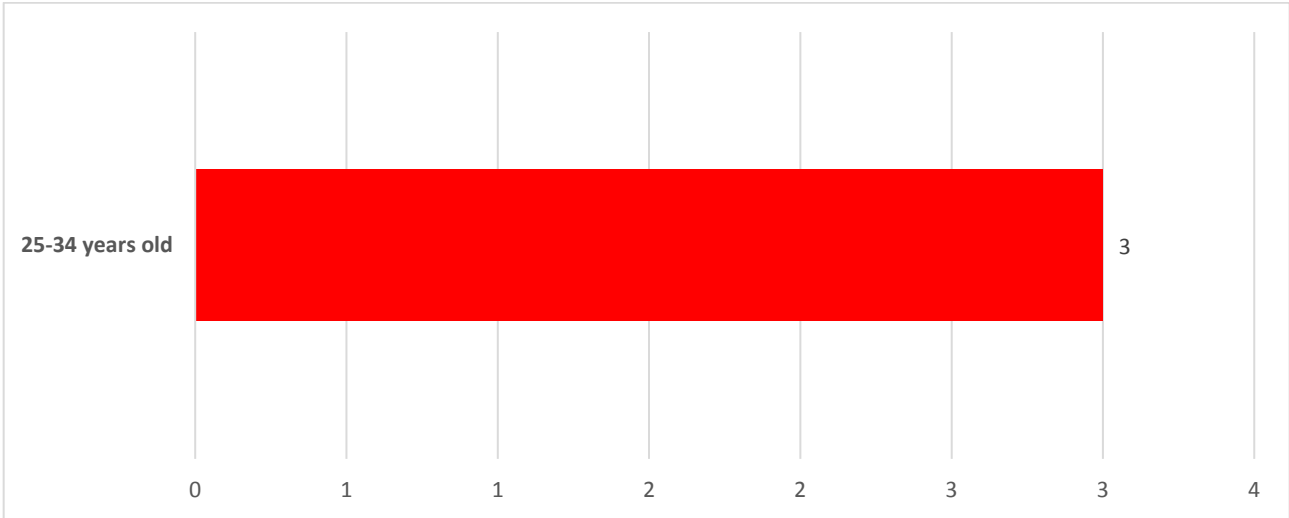
Candidate Exit Survey, Reading Specialist EC-12 Certification, Responses on Program Satisfaction

Academic Years 2017-18

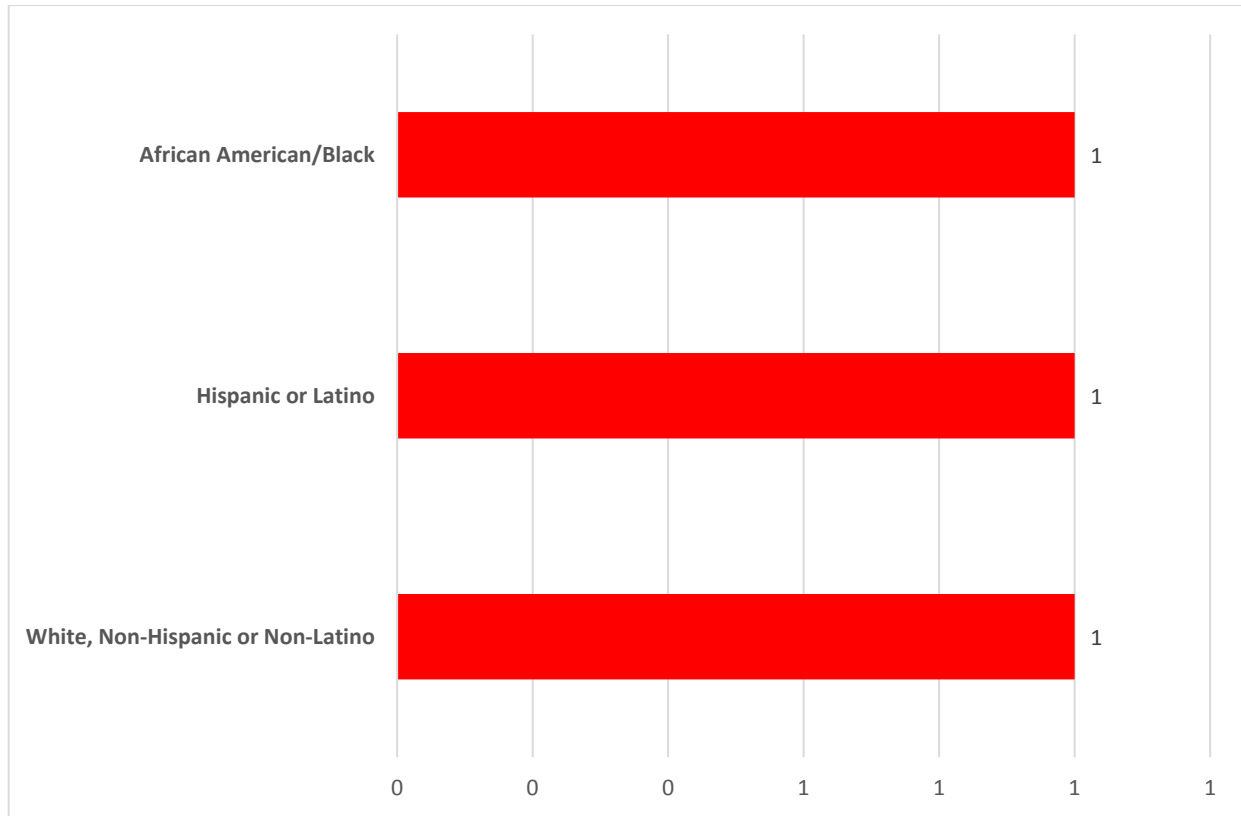
1. What is your gender?



2. What is your age range?



3. What is your ethnicity?



2017-18 Percentage of Faculty and Advisor Satisfaction Agree or Strongly Agree

| Faculty and Coursework | AY 2017-18 |
|--|-----------------------|
| The faculty teaching courses in my program were effective teachers. | 100% |
| Courses in my major were academically challenging. The intellectual caliber of students in my graduate program was high. | 67% |
| I completed my degree as projected. | 100% |
| I was satisfied with the variety of courses available to me as a graduate student. | 67% |
| Practical experiences (i.e. practicum, laboratory, internship, field experience) were of high quality. | 67% |
| Faculty provided a clear understanding of the requirements for each class. | 100% |
| Faculty provided a clear understanding of the evaluation methods used in each class. | 100% |
| The courses I took provided the necessary knowledge for my discipline. | 100% |
| Courses I took provided an understanding of the accepted professional practices in my field. | 100% |
| The information provided to me by my adviser regarding my course of study was accurate. | 100% |

| Advisor | AY 2017-18 |
|--|-----------------------|
| My adviser displayed a personal interest in my progress towards my educational goals. | 67% |
| My adviser and I met at regular intervals to discuss my progress towards my degree. | 100% |
| My adviser gave me helpful feedback on my thesis. | 33% |
| My adviser gave me helpful feedback on my project. | 67% |
| My adviser gave me prompt feedback on my project. | 33% |
| My adviser gave me prompt feedback on my qualifying exam. | 33% |
| My adviser provided adequate opportunities for research or creative activity outside of my thesis, dissertation, or major project. | 67% |

2017-18 Percentage of Positive Response (Yes) Toward Program/Department Satisfaction

| Program/Department | AY 2017-18 |
|---|-----------------------|
| Did your program provide you with a list of places where a recent program graduate found employment, after graduation? | 0% |
| Did your program/department provide you with accurate information about the employment prospects in your field? | 67% |
| Did your program/department provide you with accurate information about financial support (prospects and levels of) while in graduate school? | 67% |
| Did your program/department provide you with accurate information about the percentage of students who complete the program? | 100% |

2017-18 Percentage of Overall Experience Satisfaction Good or Very Good or Excellent

| | AY 2017-18 |
|---|---------------|
| Overall Experience | |
| My experience regarding Scholarship/Fellowship Support | 67% |
| My experience regarding Library and electronic research resources | 100% |
| My experience regarding Laboratory, clinical, studio, or other facilities | 67% |
| My experience regarding Course Planning | 67% |
| My experience regarding Enrollment and Registration | 100% |
| My experience regarding Graduation | 100% |
| My Academic Experience at UH | 100% |
| My Student Life Experience at UH | 100% |
| My experience of the Graduate Program at UH | 100% |
| My Overall Experience at UH | 100% |

2017-18 Percentage of Office of Graduate Studies Satisfaction Agree or Strongly Agree

| | AY 2017-18 |
|--|---------------|
| Office of Graduate Studies | |
| Requests for information from this office occurred in a timely manner. | 100% |
| This office handled my application for admission to graduate study efficiently. | 67% |
| The standards for admission to graduate study were clear. | 100% |
| The staff in this office willingly helped me resolve problems. | 100% |
| The staff in this office was friendly when I approached them with problems. | 100% |
| The staff in this office effectively explained the procedures for me to follow to complete the requirements for my degree. | 100% |
| The College's Graduate Admission website featured useful information. | 100% |
| The College's Office of Graduate Studies website featured useful information. | 100% |

Data source: College of Education Graduate Exit Survey, downloaded on Feb 18, 2019, from Qualtrics.