



**UNIVISION**  
NOTICIAS

UNIVERSITY of **HOUSTON**  
CENTER for MEXICAN AMERICAN STUDIES

# TEXAS 2020 SUPER TUESDAY STATEWIDE AND LATINO VOTER POLLS

Latino  Decisions

February, 28 2020

# Survey Methodology

2

- N=1,004 Texas registered voters; Latino oversample n=504
- Field dates: February 21-26, 2020
- English or Spanish, according to respondent preference
- Blended sample, online and live telephone interviews (cell and landline)
- Margin of error for Texas statewide  $\pm 3.1$  percentage points
- Margin of error for Latino oversample  $\pm 4.4$  percentage points

# Issue Priorities

(On the whole, what are the most important issues facing your community that you think Congress and the President should address?)

3

## Texas Statewide

Lowering health care costs	34%
Border security to control immigration	19%
Improving wages and incomes	18%
Creating more jobs	14%
Stopping Pelosi and the Democratic agenda	11%

## Texas Latinos

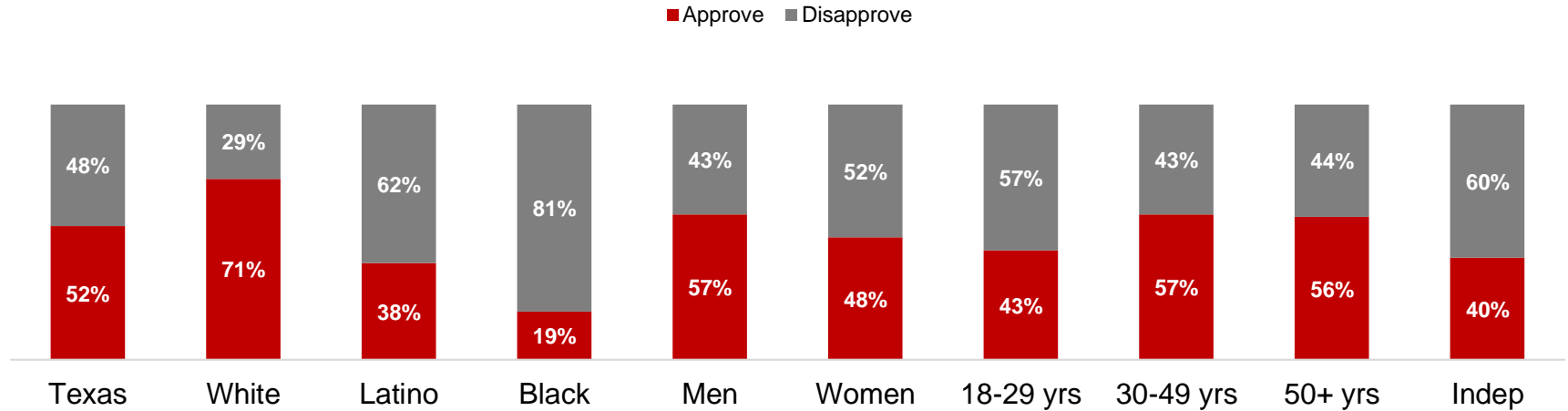
Lowering health care costs	35%
Improving wages and incomes	23%
Creating more jobs	18%
Protecting immigrant rights	16%
Stopping racism against immigrants and Latinos	11%

Source: Univision News/CMAS UH Poll 2020 Texas Super Tuesday Poll, Feb 21-26, 2020  
Statewide N=1,004, Margin of error +/- 3.1%; Latino N=504, Margin of error +/- 4.4%

# Trump Approval

(Overall, do you approve or disapprove of the way Donald Trump is handling his job as President?)

4

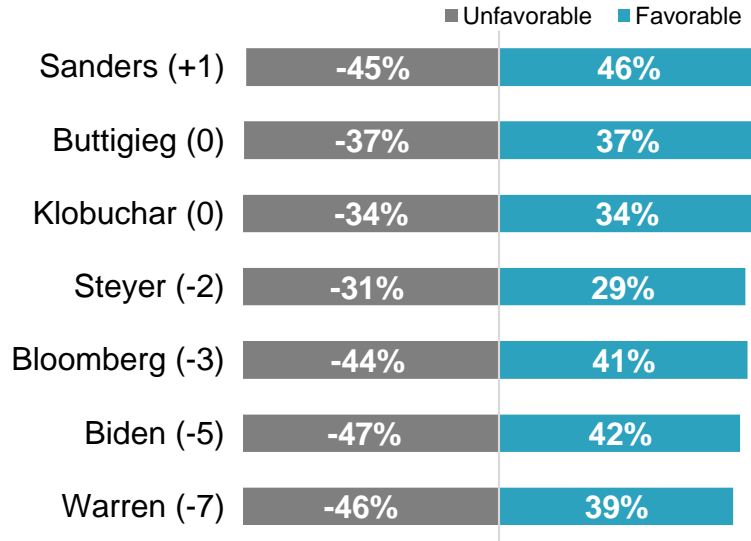


Source: Univision News/CMAS UH Poll 2020 Texas Super Tuesday Poll, Feb 21-26, 2020  
Statewide N=1,004, Margin of error +/- 3.1%; Latino N=504, Margin of error +/- 4.4%

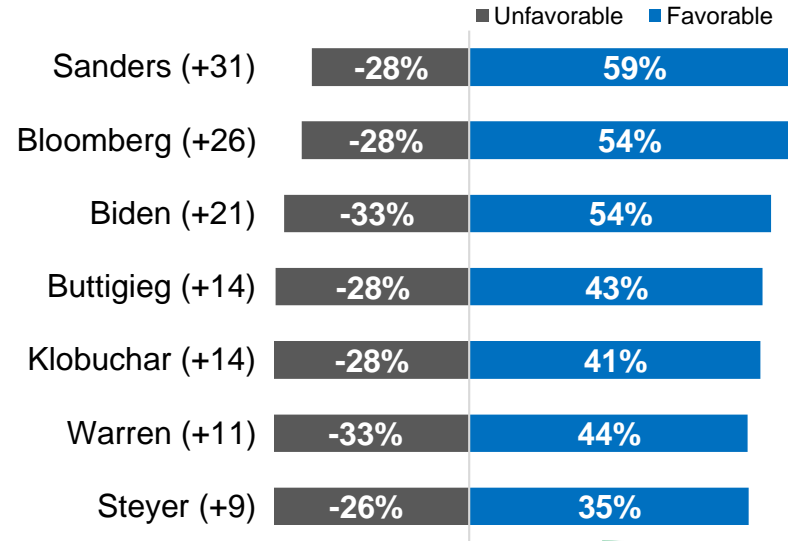
# Democratic Candidate Approval

5

## Texas Statewide



## Texas Latinos



Source: Univision News/CMAS UH Poll 2020 Texas Super Tuesday Poll, Feb 21-26, 2020  
Statewide N=1,004, Margin of error +/- 3.1%; Latino N=504, Margin of error +/- 4.4%

# Democratic Primary Vote

(*Among Democrats*) Among the Democratic candidates running for President, who are you currently planning to vote for in the primary?)

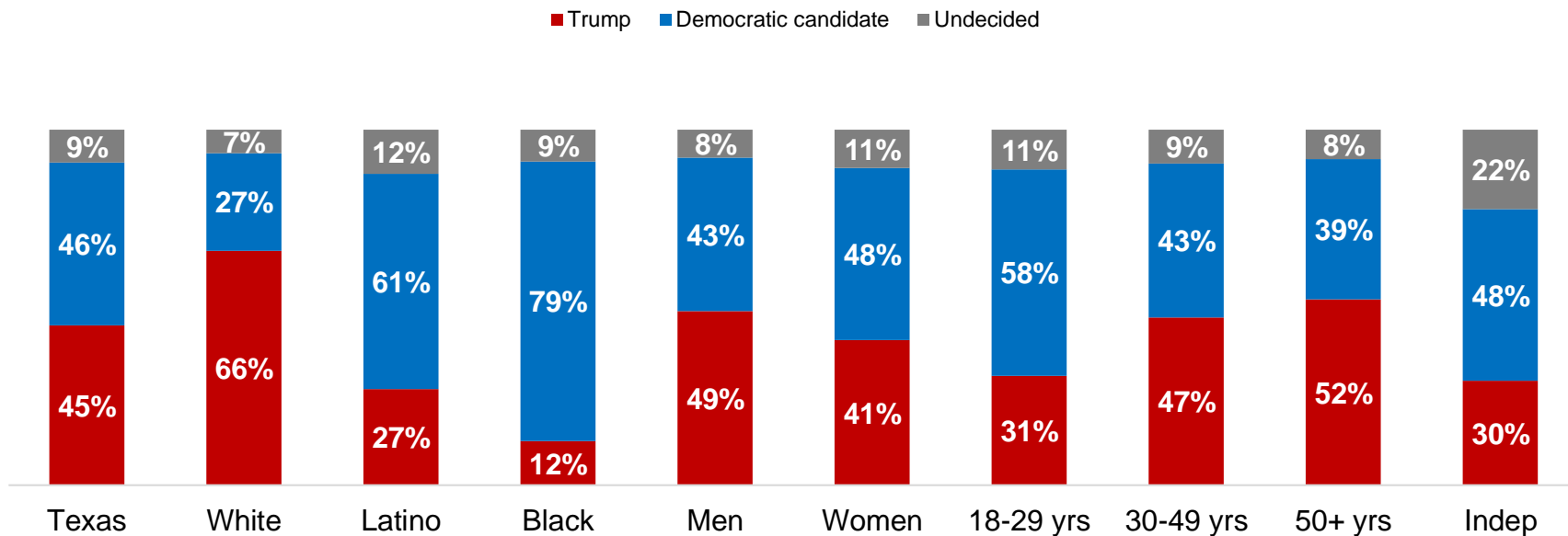
	Texas	Latino	White	Black	Men	Women	18-29 yrs	30-49 yrs	50+yrs
Sanders	<b>26%</b>	<b>31%</b>	<b>21%</b>	26%	23%	<b>29%</b>	<b>42%</b>	<b>30%</b>	15%
Biden	20%	19%	17%	<b>29%</b>	<b>24%</b>	16%	13%	21%	<b>26%</b>
Bloomberg	20%	23%	10%	23%	22%	18%	18%	17%	24%
Warren	11%	8%	19%	7%	8%	14%	16%	9%	10%
Buttigieg	6%	5%	11%	4%	7%	6%	2%	11%	6%
Klobuchar	2%	1%	5%	1%	3%	2%	0%	0%	6%
Steyer	2%	2%	2%	1%	3%	1%	2%	3%	1%

Source: Univision News/CMAS UH Poll 2020 Texas Super Tuesday Poll, Feb 21-26, 2020  
 Statewide N=1,004, Margin of error +/- 3.1%; Latino N=504, Margin of error +/- 4.4%

# Presidential Vote – Generic Democrat

(Thinking ahead to the 2020 election for President of the United States, do you plan to vote for Donald Trump or the Democratic nominee?)

7



Source: Univision News/CMAS UH Poll 2020 Texas Super Tuesday Poll, Feb 21-26, 2020  
Statewide N=1,004, Margin of error +/- 3.1%; Latino N=504, Margin of error +/- 4.4%

# General Election Match-Ups: Statewide

(If the presidential candidates are Trump and [Democratic Candidate Name], who will you vote for?)

---

	<b>Biden</b>	<b>Sanders</b>	<b>Warren</b>	<b>Buttigieg</b>	<b>Klobuchar</b>	<b>Bloomberg</b>
Trump	46%	45%	48%	46%	46%	43%
[Dem Cand]	43%	45%	41%	40%	39%	44%
Undecided	11%	10%	11%	15%	15%	13%
<b>Net</b>	<b>Trump +3</b>	<b>Tie</b>	<b>Trump +7</b>	<b>Trump +6</b>	<b>Trump +7</b>	<b>Bloomberg +1</b>

---

Source: Univision News/CMAS UH Poll 2020 Texas Super Tuesday Poll, Feb 21-26, 2020  
Statewide N=1,004, Margin of error +/- 3.1%; Latino N=504, Margin of error +/- 4.4%



# General Election Match-Ups: Latinos

(If the presidential candidates are Trump and [Democratic Candidate Name], who will you vote for?)

---

	<b>Biden</b>	<b>Sanders</b>	<b>Warren</b>	<b>Buttigieg</b>	<b>Klobuchar</b>	<b>Bloomberg</b>
Trump	30%	25%	33%	28%	28%	25%
[Dem Cand]	53%	65%	50%	52%	52%	57%
Undecided	17%	10%	17%	20%	20%	18%
<b>Net</b>	<b>Biden +23</b>	<b>Sanders +41</b>	<b>Warren +17</b>	<b>Buttigieg +24</b>	<b>Klobuchar +24</b>	<b>Bloomberg +32</b>

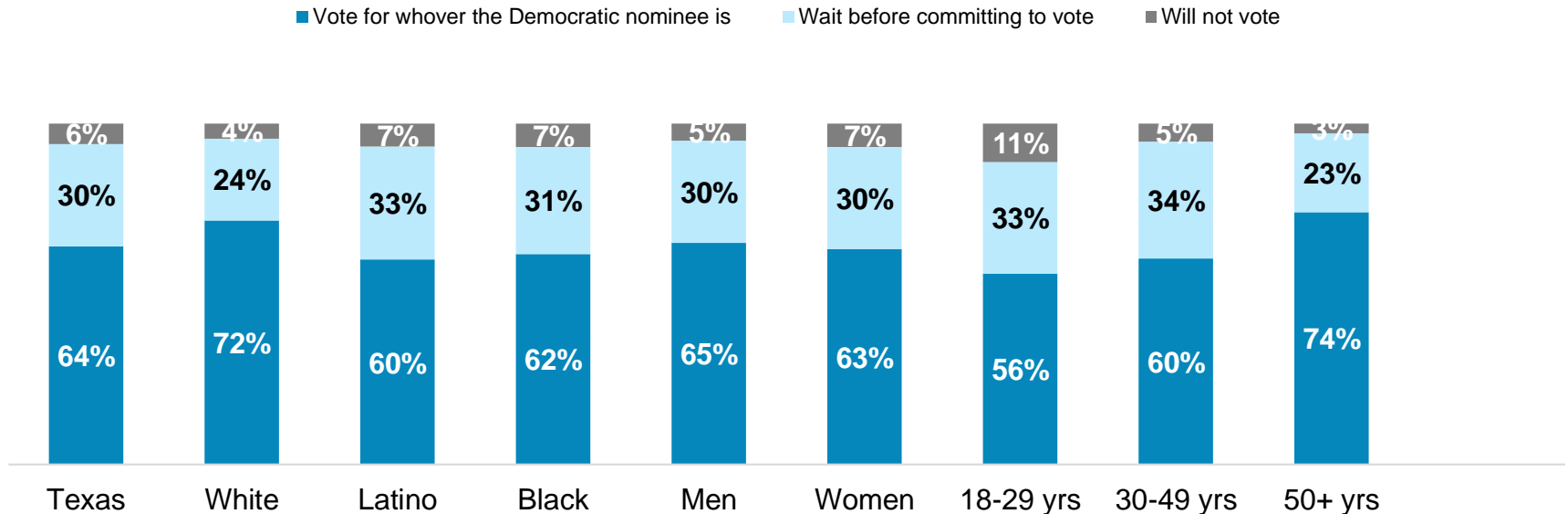
---

Source: Univision News/CMAS UH Poll 2020 Texas Super Tuesday Poll, Feb 21-26, 2020  
Statewide N=1,004, Margin of error +/- 3.1%; Latino N=504, Margin of error +/- 4.4%

# Will Democrats Vote for Any Democrat?

(If your top Democratic choice for President is not the nominee, are you planning to...)

10

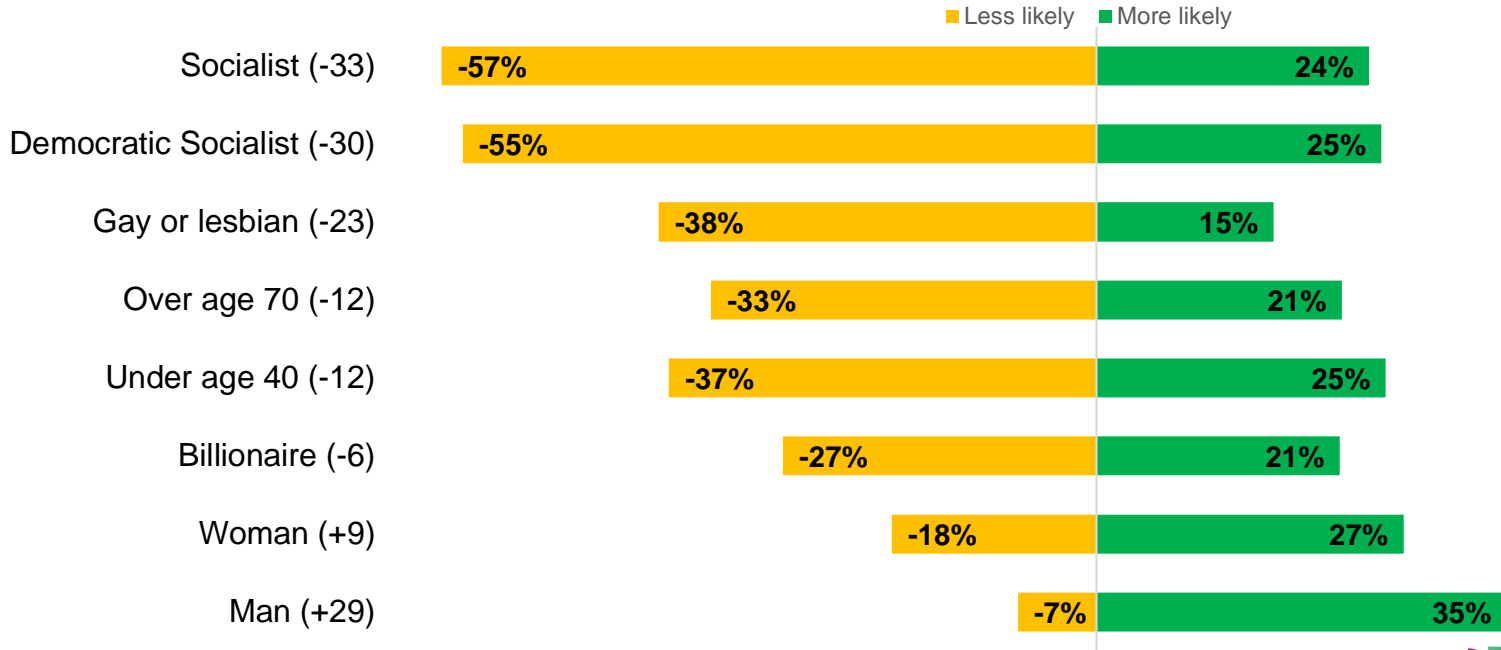


Source: Univision News/CMAS UH Poll 2020 Texas Super Tuesday Poll, Feb 21-26, 2020  
Statewide N=1,004, Margin of error +/- 3.1%; Latino N=504, Margin of error +/- 4.4%

# Candidate Attributes – Statewide Voters

(Are you more likely or less likely to support a candidate for President who is described as...)

11

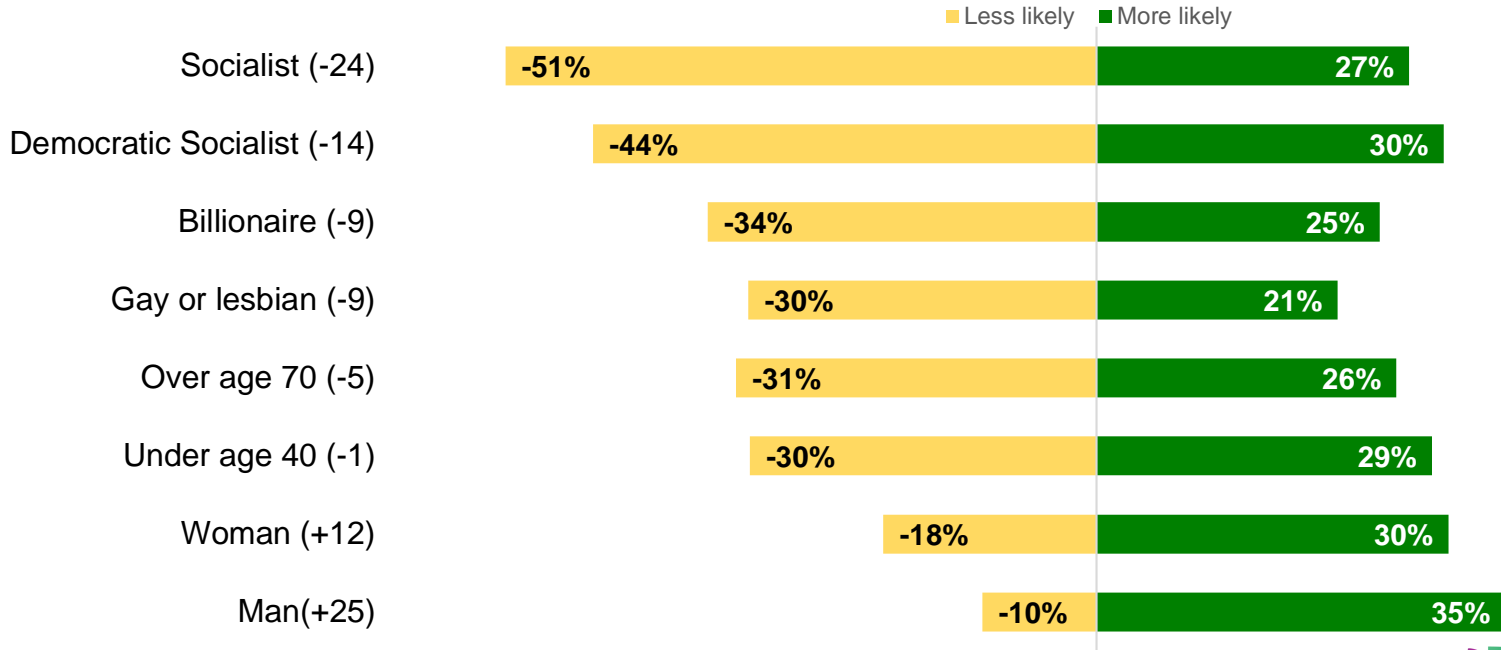


Source: Univision News/CMAS UH Poll 2020 Texas Super Tuesday Poll, Feb 21-26, 2020  
Statewide N=1,004, Margin of error +/- 3.1%; Latino N=504, Margin of error +/- 4.4%

# Candidate Attributes – Latino Voters

(Are you more likely or less likely to support a candidate for President who is described as...)

12

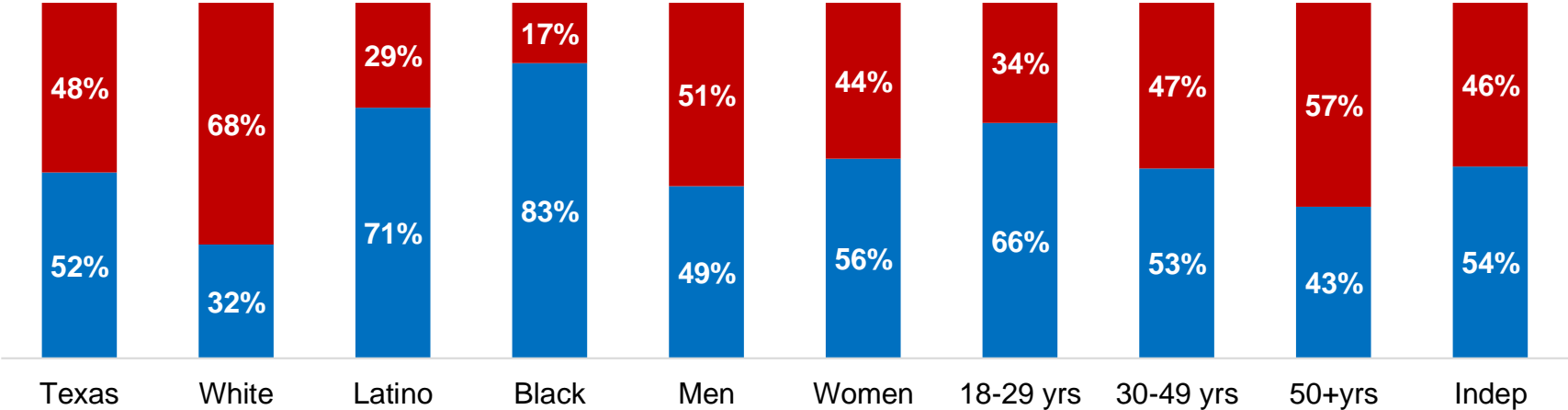


Source: Univision News/CMAS UH Poll 2020 Texas Super Tuesday Poll, Feb 21-26, 2020  
Statewide N=1,004, Margin of error +/- 3.1%; Latino N=504, Margin of error +/- 4.4%

# Impeachment

(Recently the U.S. Senate voted to acquit President Trump and voted against impeachment, allowing Trump to continue serving as President. Do you think Trump should have been impeached and removed from office, or not?)

■ Should have been impeached and removed      ■ Should NOT have been impeached or removed

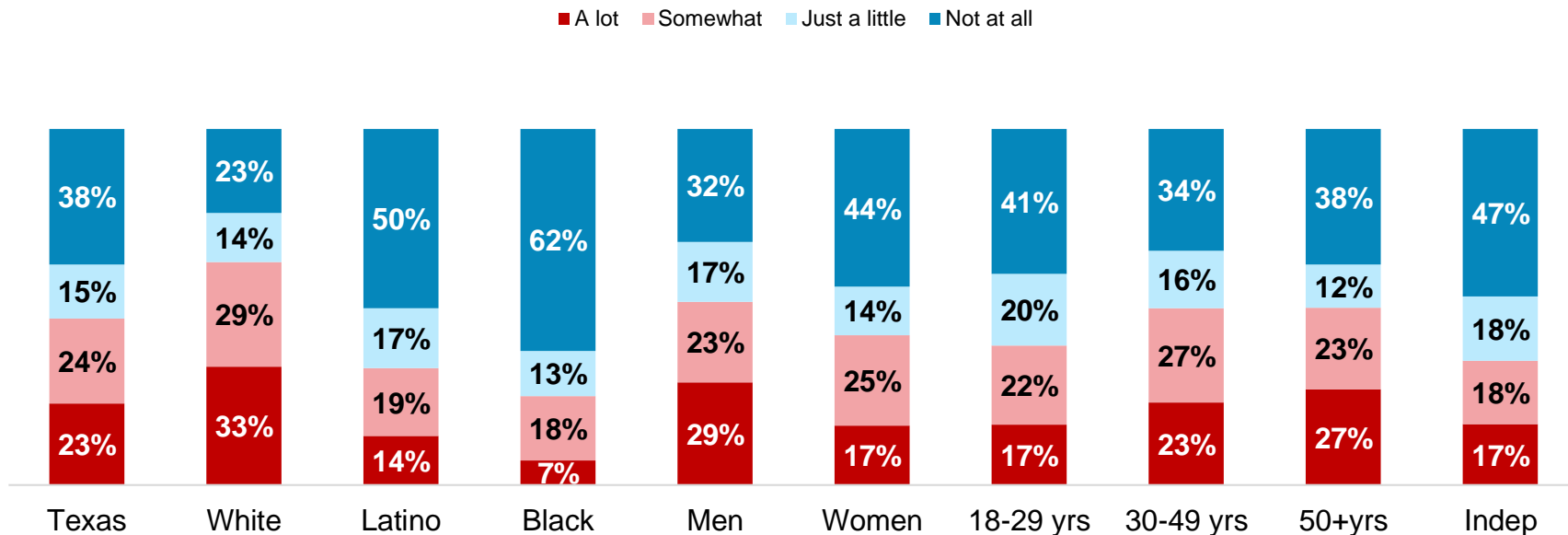


Source: Univision News/CMAS UH Poll 2020 Texas Super Tuesday Poll, Feb 21-26, 2020  
Statewide N=1,004, Margin of error +/- 3.1%; Latino N=504, Margin of error +/- 4.4%

# Personal Economic Situation

(President Trump often states that unemployment is very low and the stock market is doing very well. Do you feel that you have personally benefited, or not, from Donald Trump's economic policies?)

14

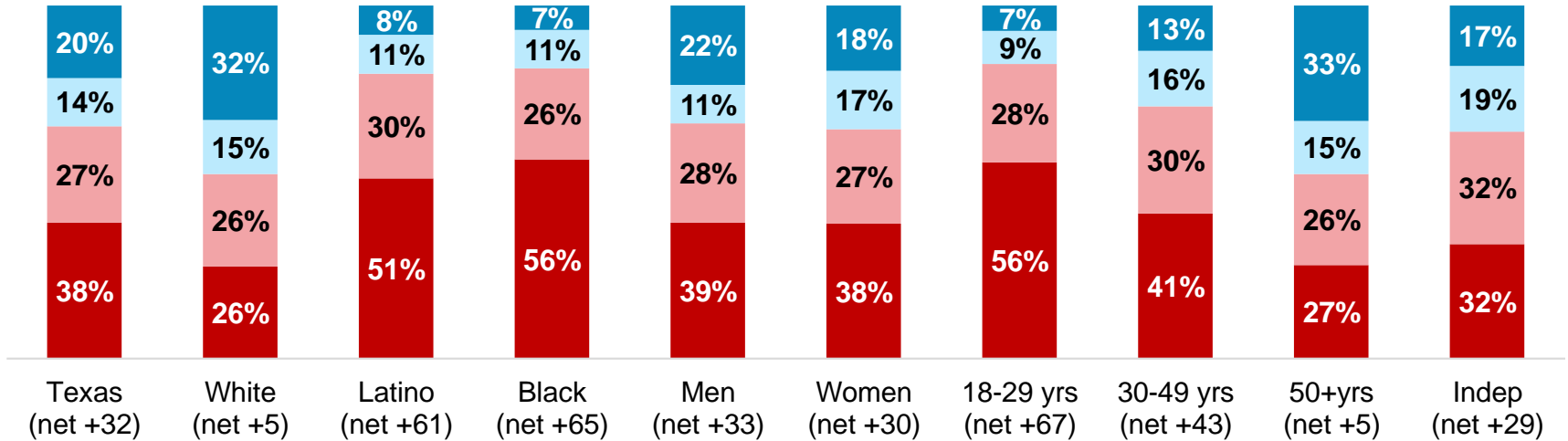


Source: Univision News/CMAS UH Poll 2020 Texas Super Tuesday Poll, Feb 21-26, 2020  
Statewide N=1,004, Margin of error +/- 3.1%; Latino N=504, Margin of error +/- 4.4%

# Medicare for All

(Do you support or oppose moving towards a Medicare for all health insurance system that guarantees health care for everyone?)

■ Strongly support   
 ■ Somewhat support   
 ■ Somewhat oppose   
 ■ Strongly oppose

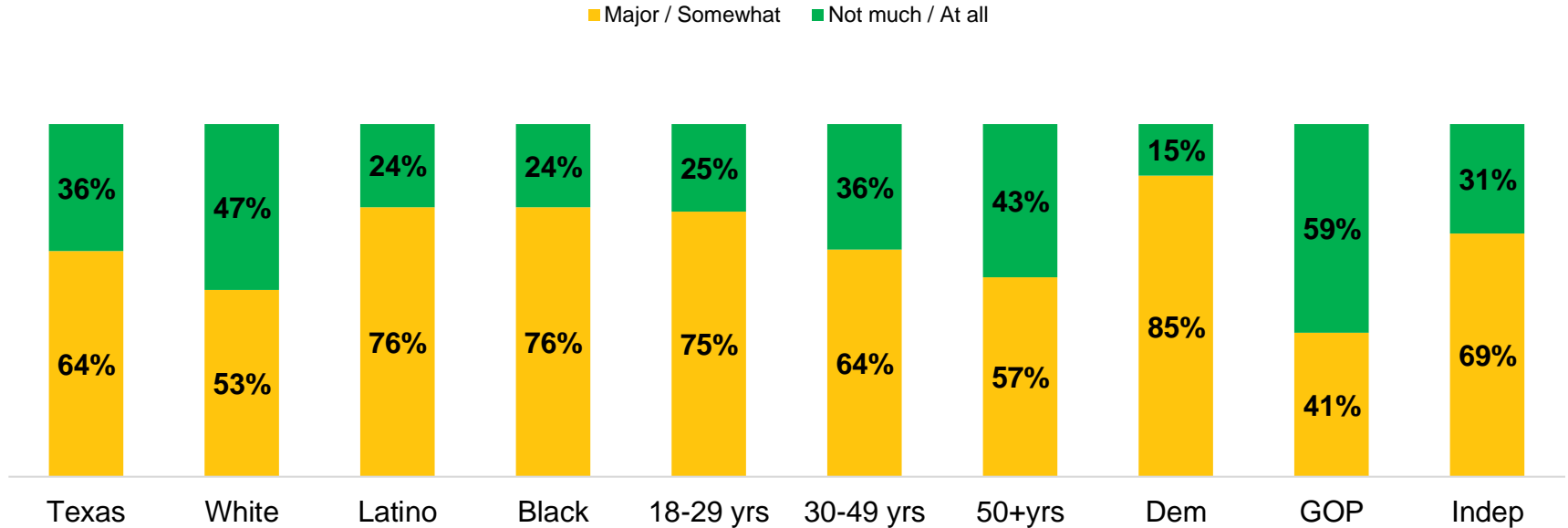


Source: Univision News/CMAS UH Poll 2020 Texas Super Tuesday Poll, Feb 21-26, 2020  
 Statewide N=1,004, Margin of error +/- 3.1%; Latino N=504, Margin of error +/- 4.4%

# Racism and Discrimination Against Latinos

(Generally speaking, how much of a problem do you think racism against Latinos and immigrants is today?)

16



Source: Univision News/CMAS UH Poll 2020 Texas Super Tuesday Poll, Feb 21-26, 2020  
Statewide N=1,004, Margin of error +/- 3.1%; Latino N=504, Margin of error +/- 4.4%



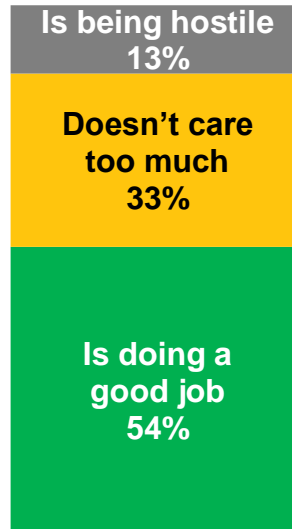
# Views on Party Outreach to Latinos

(Asked only of Latino voters)

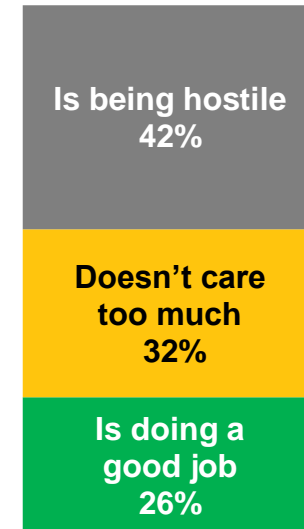
17

In what you have seen so far in the presidential primary campaign, would you say the [Democratic / Republican] candidates are currently doing a good job of reaching out to [Hispanics /Latinos], that they don't care too much about [Hispanics /Latinos], or that they are being hostile towards [Hispanics /Latinos]?

The Democratic Party...



The Republican Party...



Source: Univision News/CMAS UH Poll 2020 Texas Super Tuesday Poll, Feb 21-26, 2020  
Statewide N=1,004, Margin of error +/- 3.1%; Latino N=504, Margin of error +/- 4.4%



**UNIVISION**  
NOTICIAS

UNIVERSITY of **HOUSTON**  
CENTER for MEXICAN AMERICAN STUDIES

# TEXAS 2020 SUPER TUESDAY STATEWIDE AND LATINO VOTER POLLS

Latino  Decisions

February, 28 2020