

Top view




SIGN TYPE	Directional (Fast Traffic) Campus perimeter, public thoroughfares	Directional (Entrances and Campus Directionals)	Directional (Pedestrian) Campus wayfinding	Directory Kiosk (Pedestrian) Campus wayfinding	Building Identifier Campus wayfinding	Parking Identifier Parking lot entry markers	Bike Path Marker Pedestrian Path Marker
	(qty. 9)	(qty. 23)	(qty. 42)	(qty. 25)	(qty. 163)	(qty. 56)	(qty. tbd)
VISIBILITY METRICS	140 ft Daylight 92 ft Low light 75% Reliability (% of population will read)	80 ft Daylight 50 ft Low light 75% Reliability (% of population will read)	40 ft Daylight 25 ft Low light 75% Reliability (% of population will read)				
PRODUCTION FEATURES	<ul style="list-style-type: none"> <li>&gt; 4 active message sides</li> <li>&gt; Porcelain enamel faces and trim</li> <li>&gt; Screen printed graphics</li> <li>&gt; Painted and UV coated frame structure</li> <li>&gt; Graffiti-proof surfaces</li> <li>&gt; Changeable face panels for updating</li> <li>&gt; Attachments, tamper proof hardware</li> <li>&gt; Footing includes mow guard and peer construction for stability</li> <li>&gt; Font family - Interstate</li> </ul>	<ul style="list-style-type: none"> <li>&gt; 4 active message sides</li> <li>&gt; Porcelain enamel faces and trim</li> <li>&gt; Screen printed graphics</li> <li>&gt; Painted and UV coated frame structure</li> <li>&gt; Graffiti-proof surfaces</li> <li>&gt; Changeable face panels for updating</li> <li>&gt; Attachments, tamper proof hardware</li> <li>&gt; Footing includes mow guard and peer construction for stability</li> <li>&gt; Font family - Interstate</li> </ul>	<ul style="list-style-type: none"> <li>&gt; 4 active message sides</li> <li>&gt; Porcelain enamel faces and trim</li> <li>&gt; Screen printed graphics</li> <li>&gt; Painted and UV coated frame structure</li> <li>&gt; Graffiti-proof surfaces</li> <li>&gt; Changeable face panels for updating</li> <li>&gt; Attachments, tamper proof hardware</li> <li>&gt; Footing includes mow guard and peer construction for stability</li> <li>&gt; Font family - Interstate</li> </ul>	<ul style="list-style-type: none"> <li>&gt; 2 active message sides</li> <li>&gt; Porcelain enamel trim</li> <li>&gt; Digital printed map (flexible updating)</li> <li>&gt; Painted and UV coated frame structure</li> <li>&gt; Graffiti-proof surfaces</li> <li>&gt; Attachments, tamper proof hardware</li> <li>&gt; Footing includes mow guard and peer construction for stability</li> <li>&gt; Font family - Interstate</li> </ul>	<ul style="list-style-type: none"> <li>&gt; 2 active message sides</li> <li>&gt; Porcelain enamel trim</li> <li>&gt; Screen printed graphics and text</li> <li>&gt; Painted and UV coated frame structure</li> <li>&gt; Graffiti-proof surfaces</li> <li>&gt; Attachments, tamper proof hardware</li> <li>&gt; Footing includes mow guard and peer construction for stability</li> <li>&gt; Font family - Interstate</li> </ul>	<ul style="list-style-type: none"> <li>&gt; 4 active message sides</li> <li>&gt; Porcelain enamel faces and trim</li> <li>&gt; Screen printed graphics</li> <li>&gt; Painted and UV coated frame structure</li> <li>&gt; Graffiti-proof surfaces</li> <li>&gt; Changeable face panels for updating</li> <li>&gt; Attachments, tamper proof hardware</li> <li>&gt; Footing includes mow guard and peer construction for stability</li> <li>&gt; Font family - Interstate</li> </ul>	<ul style="list-style-type: none"> <li>&gt; 4 active message sides</li> <li>&gt; Porcelain enamel faces and trim</li> <li>&gt; Screen printed graphics</li> <li>&gt; Painted and UV coated frame structure</li> <li>&gt; Graffiti-proof surfaces</li> <li>&gt; Changeable face panels for updating</li> <li>&gt; Attachments, tamper proof hardware</li> <li>&gt; Footing includes mow guard and peer construction for stability</li> <li>&gt; Font family - Interstate</li> </ul>




- Purple  
RESIDENTIAL
- Green  
ENERGY RESEARCH PARK
- Red  
ATHLETICS
- Teal  
ARTS
- Blue  
PROFESSIONAL
- Tan  
CULLEN NORTH
- Magenta  
BIOMEDICAL
- Yellow  
CENTRAL

- 18A Parking Lot #
- 1 Campus Entrance
- P Visitor Parking



Top view



SIGN TYPE	Directional (Fast Traffic) Campus perimeter, public thoroughfares	Directional (Entrances and Campus Directionals)	Directional (Pedestrian) Campus wayfinding	Directory Kiosk (Pedestrian) Campus wayfinding	Building Identifier Campus wayfinding	Parking Identifier Parking lot entry markers	Bike Path Marker Pedestrian Path Marker
	(qty. 9)	(qty. 23)	(qty. 42)	(qty. 25)	(qty. 163)	(qty. 56)	(qty. tbd)
VISIBILITY METRICS	140 ft Daylight 92 ft Low light 75% Reliability (% of population will read)	80 ft Daylight 50 ft Low light 75% Reliability (% of population will read)	40 ft Daylight 25 ft Low light 75% Reliability (% of population will read)				
PRODUCTION FEATURES	> 4 active message sides > Porcelain enamel faces and trim > Screen printed graphics > Painted and UV coated frame structure > Graffiti-proof surfaces > Changeable face panels for updating > Attachments, tamper proof hardware > Footing includes mow guard and peer construction for stability > Font family - Interstate	> 4 active message sides > Porcelain enamel faces and trim > Screen printed graphics > Painted and UV coated frame structure > Graffiti-proof surfaces > Changeable face panels for updating > Attachments, tamper proof hardware > Footing includes mow guard and peer construction for stability > Font family - Interstate	> 4 active message sides > Porcelain enamel faces and trim > Screen printed graphics > Painted and UV coated frame structure > Graffiti-proof surfaces > Changeable face panels for updating > Attachments, tamper proof hardware > Footing includes mow guard and peer construction for stability > Font family - Interstate	> 2 active message sides > Porcelain enamel trim > Digital printed map (flexible updating) > Painted and UV coated frame structure > Graffiti-proof surfaces > Attachments, tamper proof hardware > Footing includes mow guard and peer construction for stability > Font family - Interstate	> 2 active message sides > Porcelain enamel trim > Screen printed graphics and text > Painted and UV coated frame structure > Graffiti-proof surfaces > Attachments, tamper proof hardware > Footing includes mow guard and peer construction for stability > Font family - Interstate	> 4 active message sides > Porcelain enamel faces and trim > Screen printed graphics > Painted and UV coated frame structure > Graffiti-proof surfaces > Changeable face panels for updating > Attachments, tamper proof hardware > Footing includes mow guard and peer construction for stability > Font family - Interstate	> 4 active message sides > Porcelain enamel faces and trim > Screen printed graphics > Painted and UV coated frame structure > Graffiti-proof surfaces > Changeable face panels for updating > Attachments, tamper proof hardware > Footing includes mow guard and peer construction for stability > Font family - Interstate

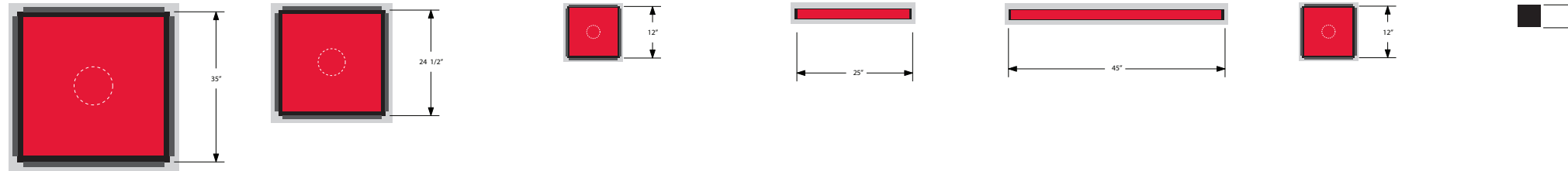
\* Pricing will need to be updated to include addition of new color coding system by Campus District upon Campus Approval of system.

Cullen Replacement Signage:  
1 Type A @ \$17,721  
Total: \$17,721

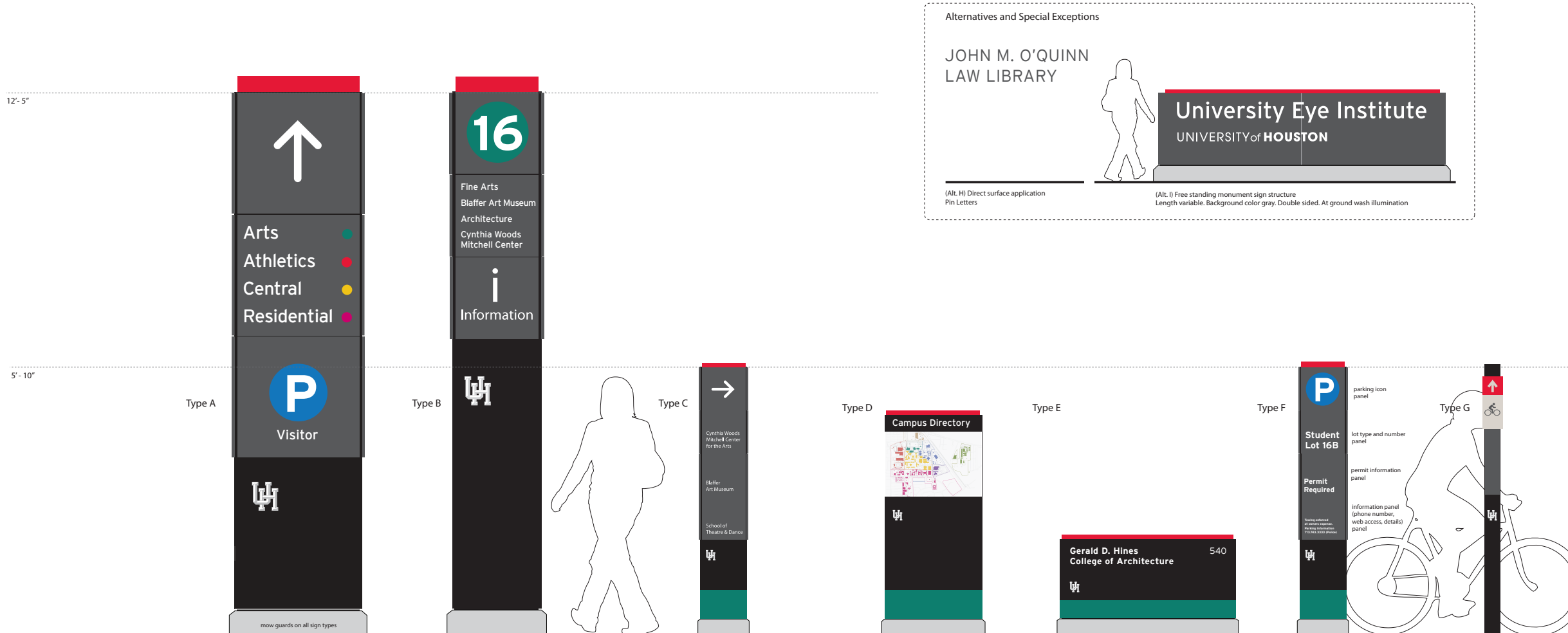
Phase 1 Signage:  
3 Type A @ \$14,357  
2 Type B @ \$11,327  
Total: \$65,725  
  
\* Phase 1: Type A (3) and Type B (2) Signage to be in place before August 2013.

Phase 2 Signage:  
2 Type A @ \$14,357  
3 Type B @ \$11,327  
Total: \$62,695  
  
\* Phase 2: Type B Signage (2 located in Arts District) to be in place by August 2013.  
  
\*Phase 2: Type A Signage (2) and Type B Signage (1) to be in place by end of 2013.

\* Pricing will need to be updated to include addition of new color coding system as seen here by Campus District upon Campus Approval of system.

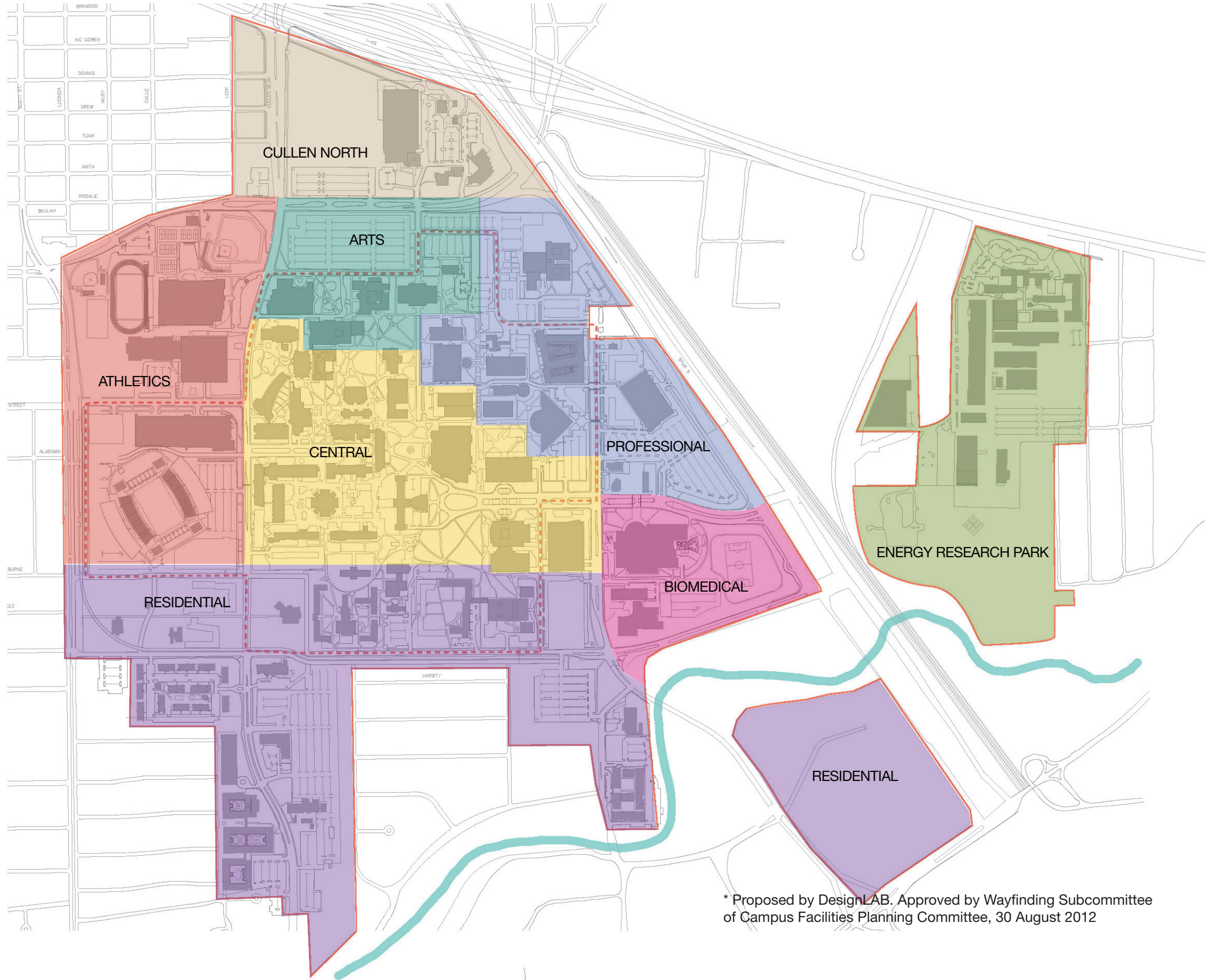


Top view

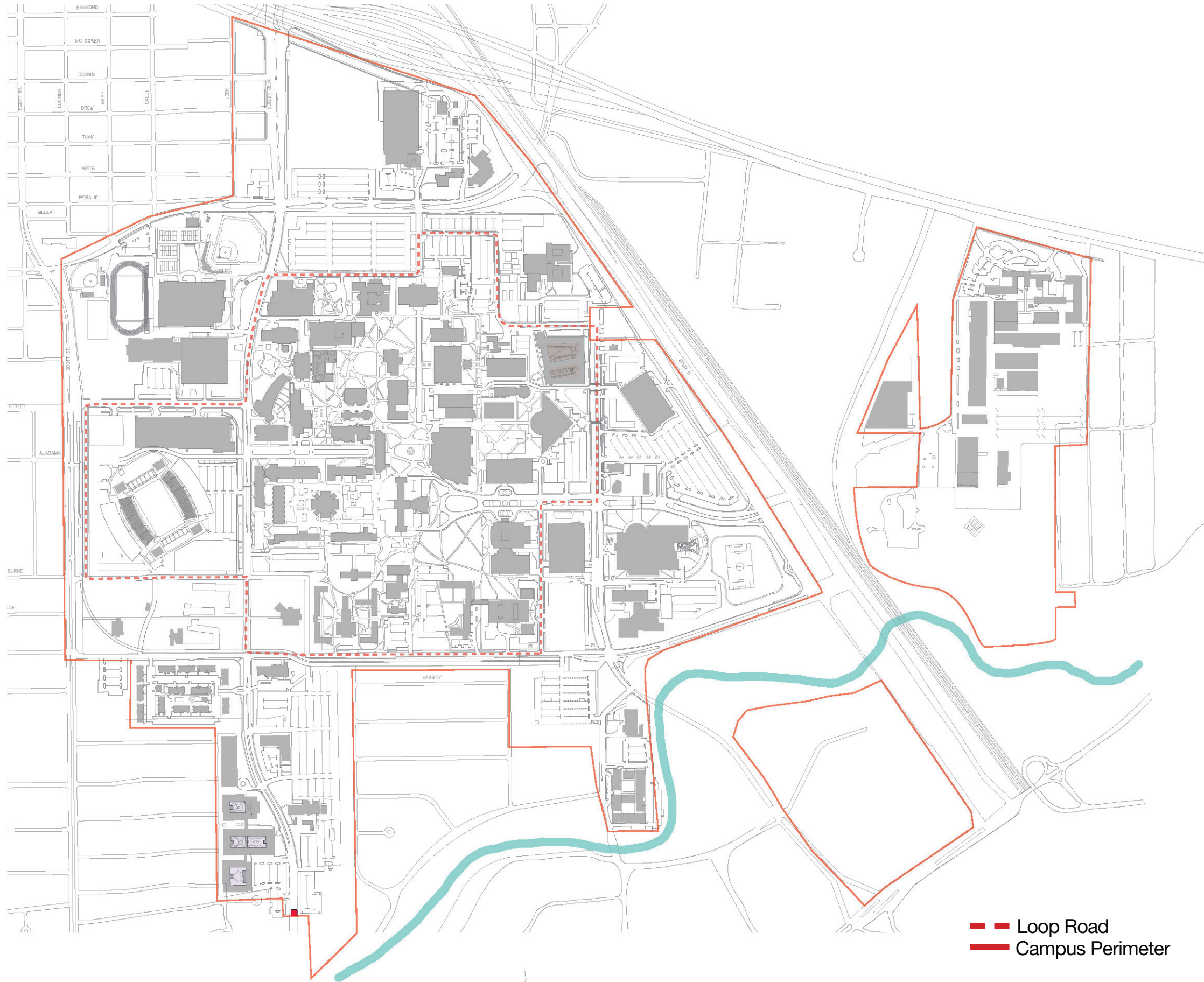


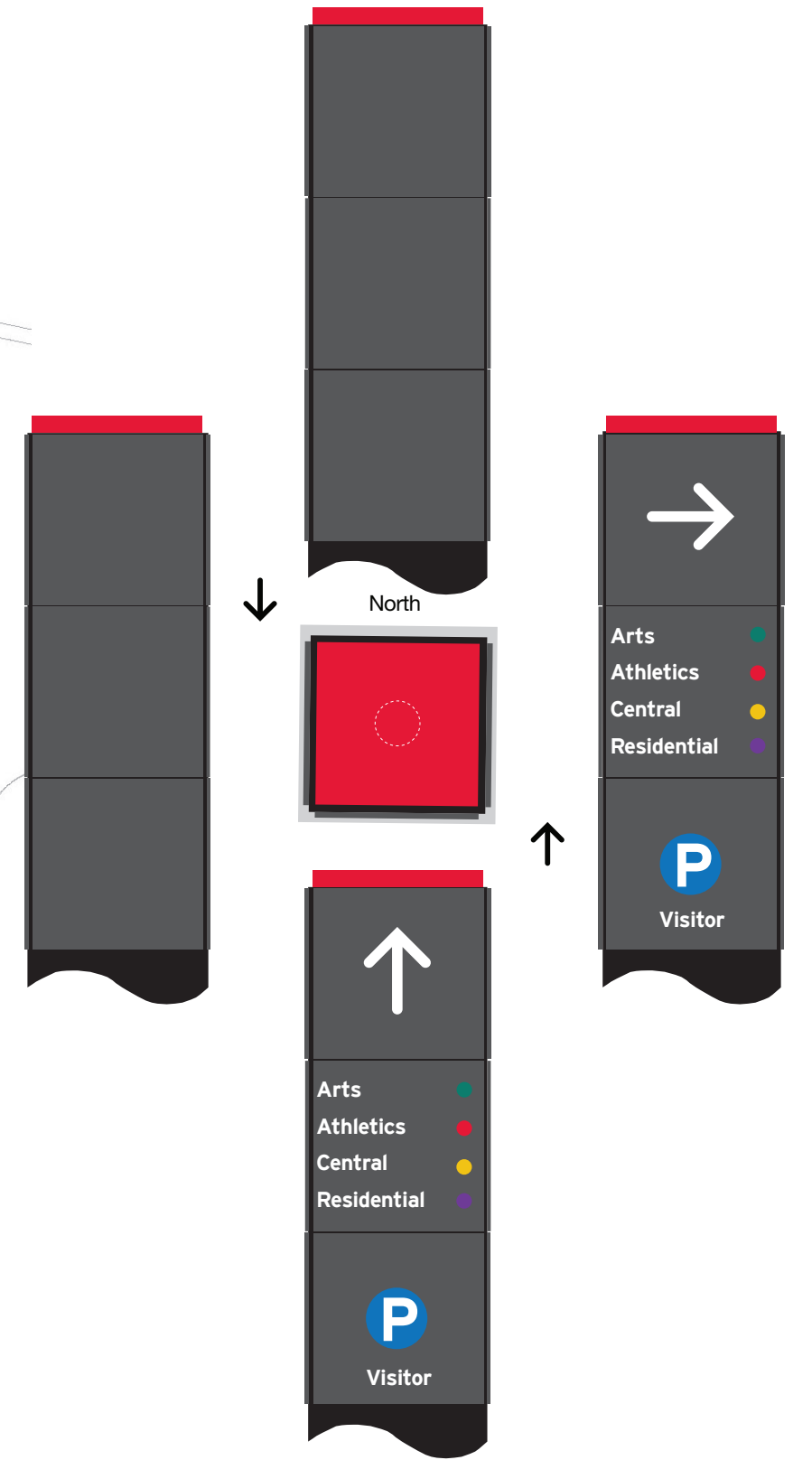
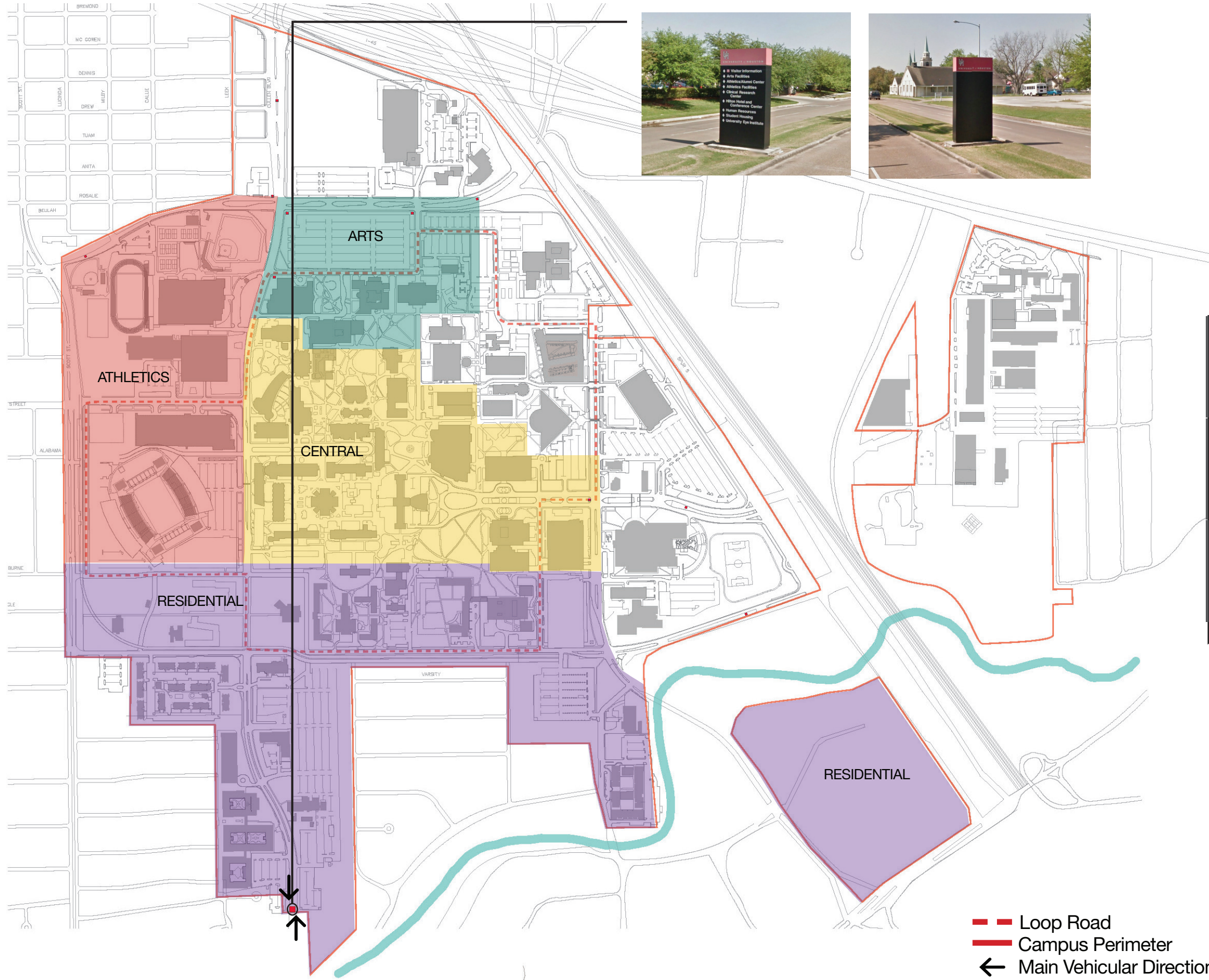
SIGN TYPE	Directional (Fast Traffic) Campus perimeter, public thoroughfares	Directional (Entrances and Campus Directionals)	Directional (Pedestrian) Campus wayfinding	Directory Kiosk (Pedestrian) Campus wayfinding	Building Identifier Campus wayfinding	Parking Identifier Parking lot entry markers	Bike Path Marker Pedestrian Path Marker
	(qty. 9)	(qty. 23)	(qty. 42)	(qty. 25)	(qty. 163)	(qty. 56)	(qty. tbd)
VISIBILITY METRICS	140 ft Daylight 92 ft Low light 75% Reliability (% of population will read)	80 ft Daylight 50 ft Low light 75% Reliability (% of population will read)	40 ft Daylight 25 ft Low light 75% Reliability (% of population will read)				
PRODUCTION FEATURES	<ul style="list-style-type: none"> <li>&gt; 4 active message sides</li> <li>&gt; Porcelain enamel faces and trim</li> <li>&gt; Screen printed graphics</li> <li>&gt; Painted and UV coated frame structure</li> <li>&gt; Graffiti-proof surfaces</li> <li>&gt; Changeable face panels for updating</li> <li>&gt; Attachments, tamper proof hardware</li> <li>&gt; Footing includes mow guard and peer construction for stability</li> <li>&gt; Font family - Interstate</li> </ul>	<ul style="list-style-type: none"> <li>&gt; 4 active message sides</li> <li>&gt; Porcelain enamel faces and trim</li> <li>&gt; Screen printed graphics</li> <li>&gt; Painted and UV coated frame structure</li> <li>&gt; Graffiti-proof surfaces</li> <li>&gt; Changeable face panels for updating</li> <li>&gt; Attachments, tamper proof hardware</li> <li>&gt; Footing includes mow guard and peer construction for stability</li> <li>&gt; Font family - Interstate</li> </ul>	<ul style="list-style-type: none"> <li>&gt; 4 active message sides</li> <li>&gt; Porcelain enamel faces and trim</li> <li>&gt; Screen printed graphics</li> <li>&gt; Painted and UV coated frame structure</li> <li>&gt; Graffiti-proof surfaces</li> <li>&gt; Changeable face panels for updating</li> <li>&gt; Attachments, tamper proof hardware</li> <li>&gt; Footing includes mow guard and peer construction for stability</li> <li>&gt; Font family - Interstate</li> </ul>	<ul style="list-style-type: none"> <li>&gt; 2 active message sides</li> <li>&gt; Porcelain enamel trim</li> <li>&gt; Digital printed map (flexible updating)</li> <li>&gt; Painted and UV coated frame structure</li> <li>&gt; Graffiti-proof surfaces</li> <li>&gt; Attachments, tamper proof hardware</li> <li>&gt; Footing includes mow guard and peer construction for stability</li> <li>&gt; Font family - Interstate</li> </ul>	<ul style="list-style-type: none"> <li>&gt; 2 active message sides</li> <li>&gt; Porcelain enamel trim</li> <li>&gt; Screen printed graphics and text</li> <li>&gt; Painted and UV coated frame structure</li> <li>&gt; Graffiti-proof surfaces</li> <li>&gt; Attachments, tamper proof hardware</li> <li>&gt; Footing includes mow guard and peer construction for stability</li> <li>&gt; Font family - Interstate</li> </ul>	<ul style="list-style-type: none"> <li>&gt; 4 active message sides</li> <li>&gt; Porcelain enamel faces and trim</li> <li>&gt; Screen printed graphics</li> <li>&gt; Painted and UV coated frame structure</li> <li>&gt; Graffiti-proof surfaces</li> <li>&gt; Changeable face panels for updating</li> <li>&gt; Attachments, tamper proof hardware</li> <li>&gt; Footing includes mow guard and peer construction for stability</li> <li>&gt; Font family - Interstate</li> </ul>	<ul style="list-style-type: none"> <li>&gt; 4 active message sides</li> <li>&gt; Porcelain enamel faces and trim</li> <li>&gt; Screen printed graphics</li> <li>&gt; Painted and UV coated frame structure</li> <li>&gt; Graffiti-proof surfaces</li> <li>&gt; Changeable face panels for updating</li> <li>&gt; Attachments, tamper proof hardware</li> <li>&gt; Footing includes mow guard and peer construction for stability</li> <li>&gt; Font family - Interstate</li> </ul>

\* Pricing will need to be updated to include addition of new color coding system as seen here by Campus District upon Campus Approval of system.

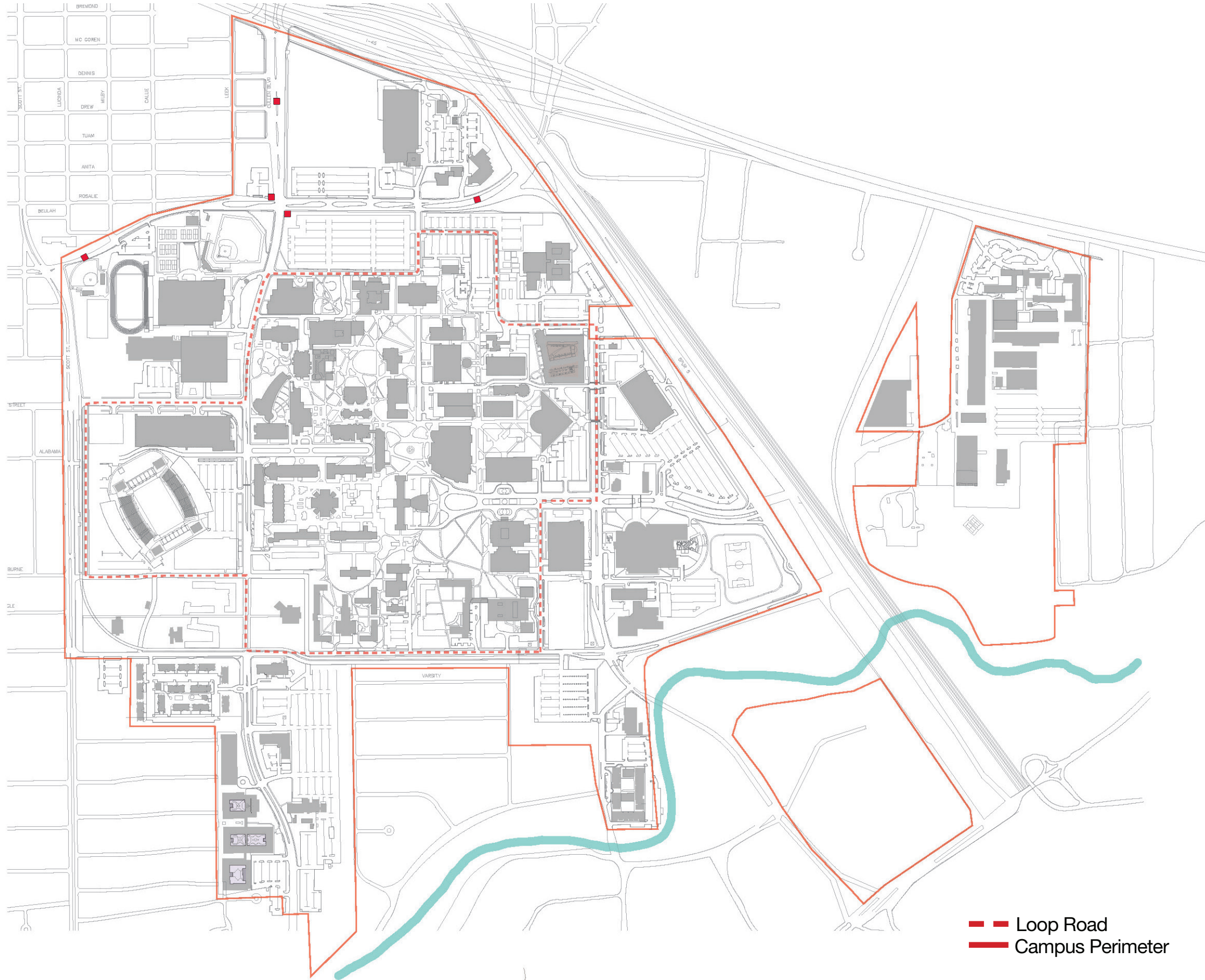


\* Proposed by DesignLAB. Approved by Wayfinding Subcommittee of Campus Facilities Planning Committee, 30 August 2012

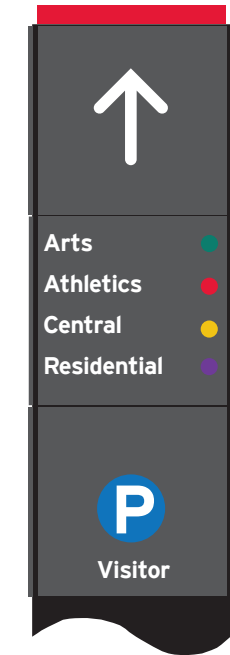

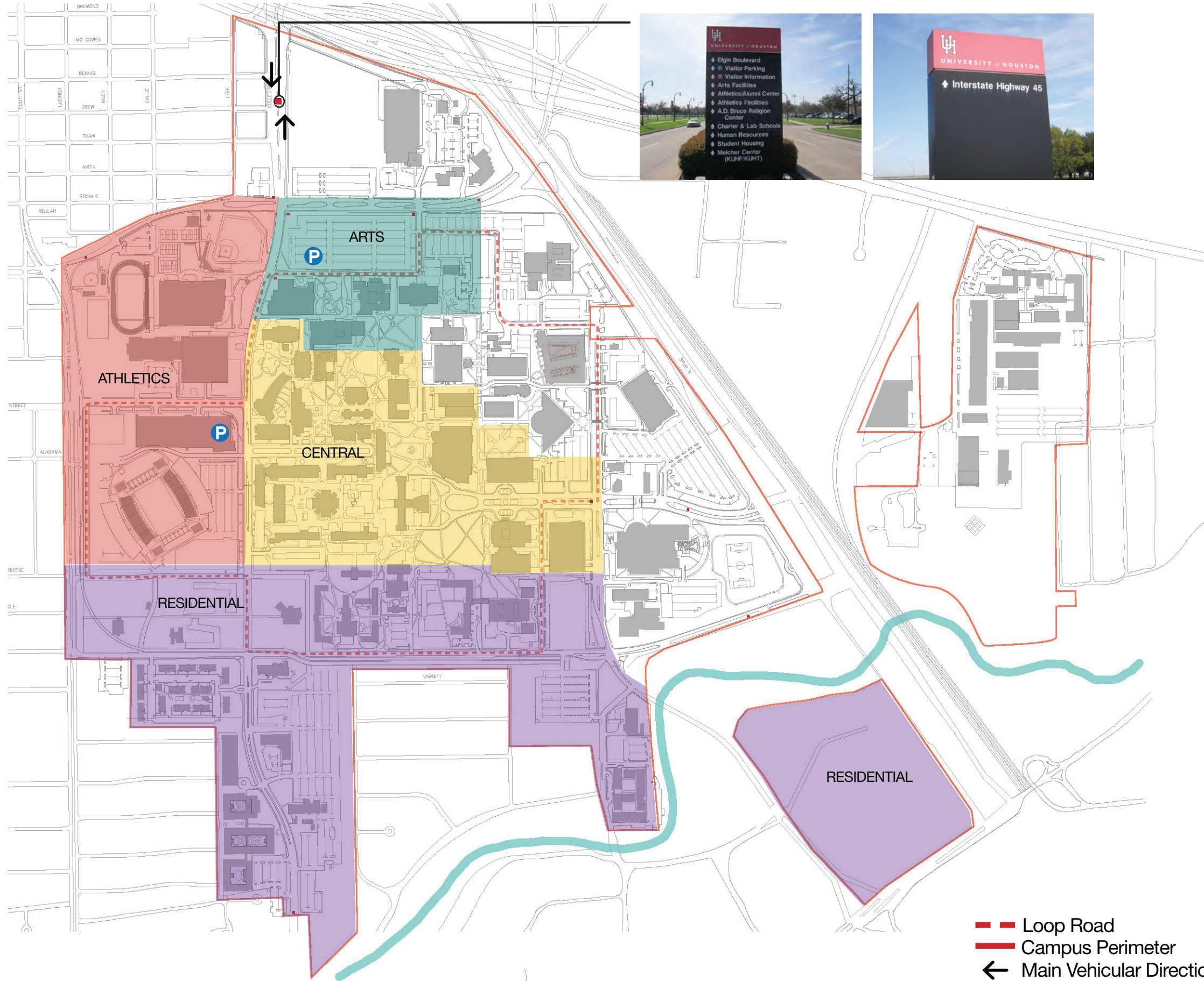




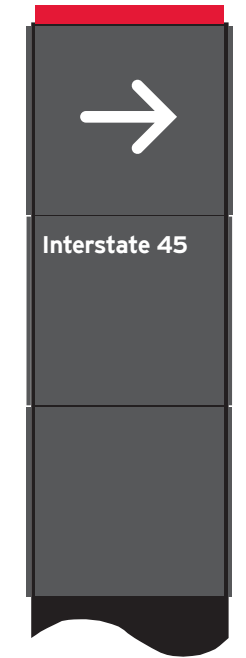
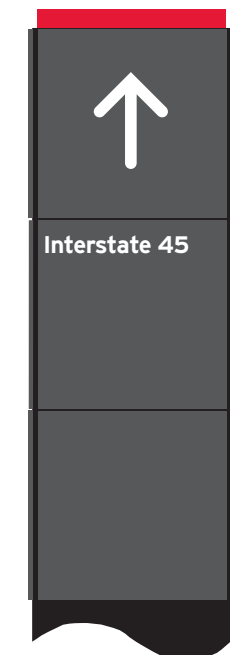





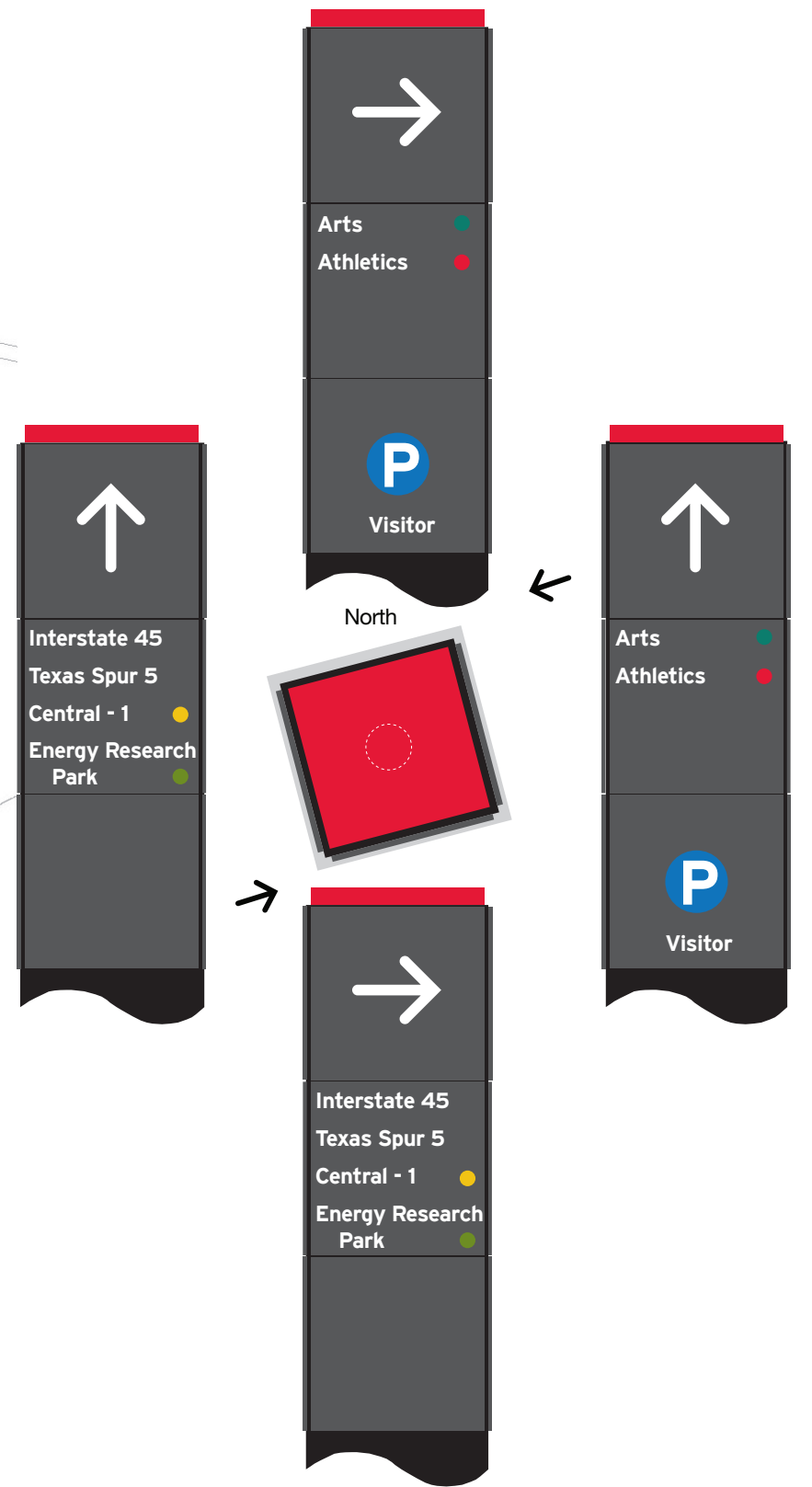
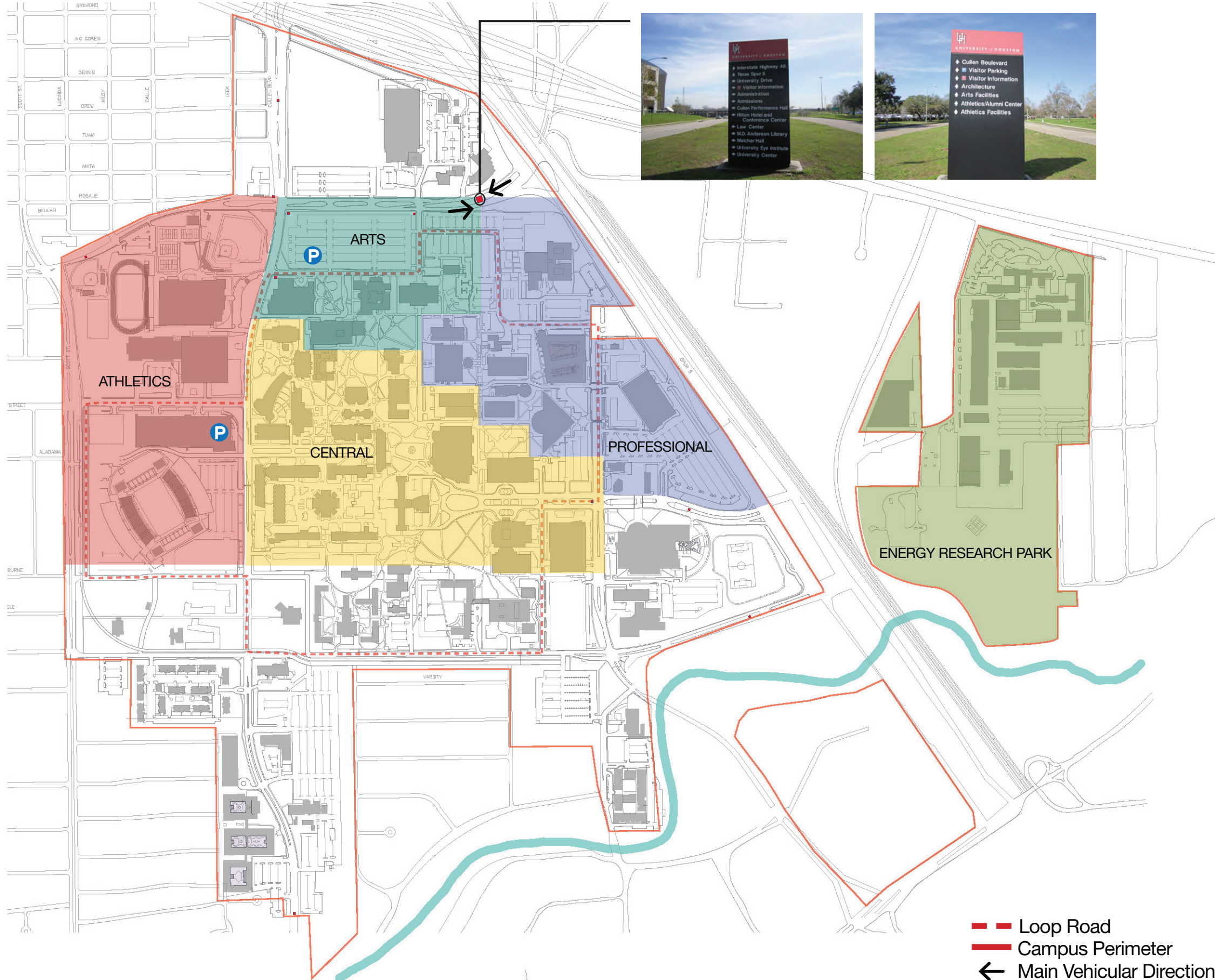
--- Loop Road  
— Campus Perimeter

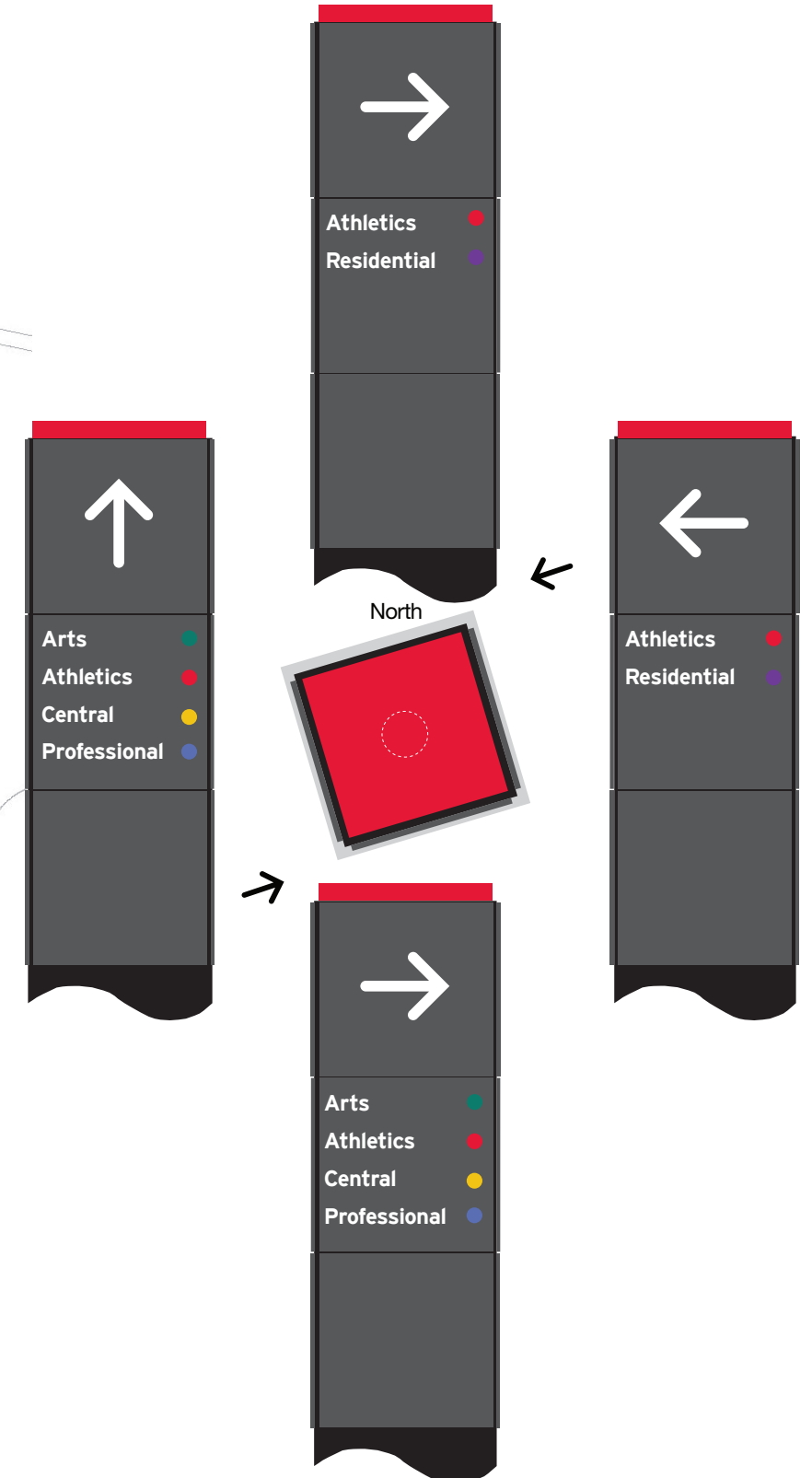
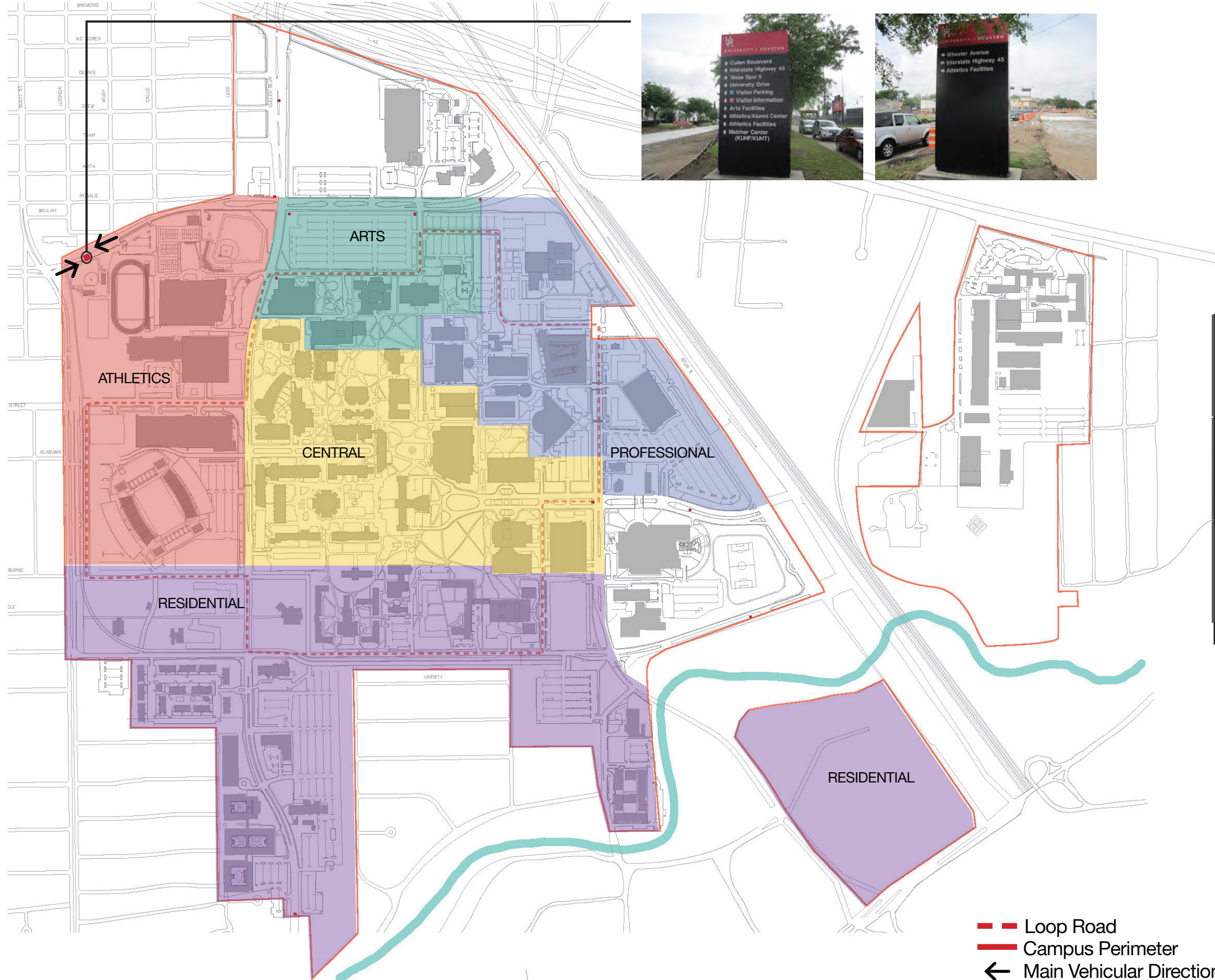


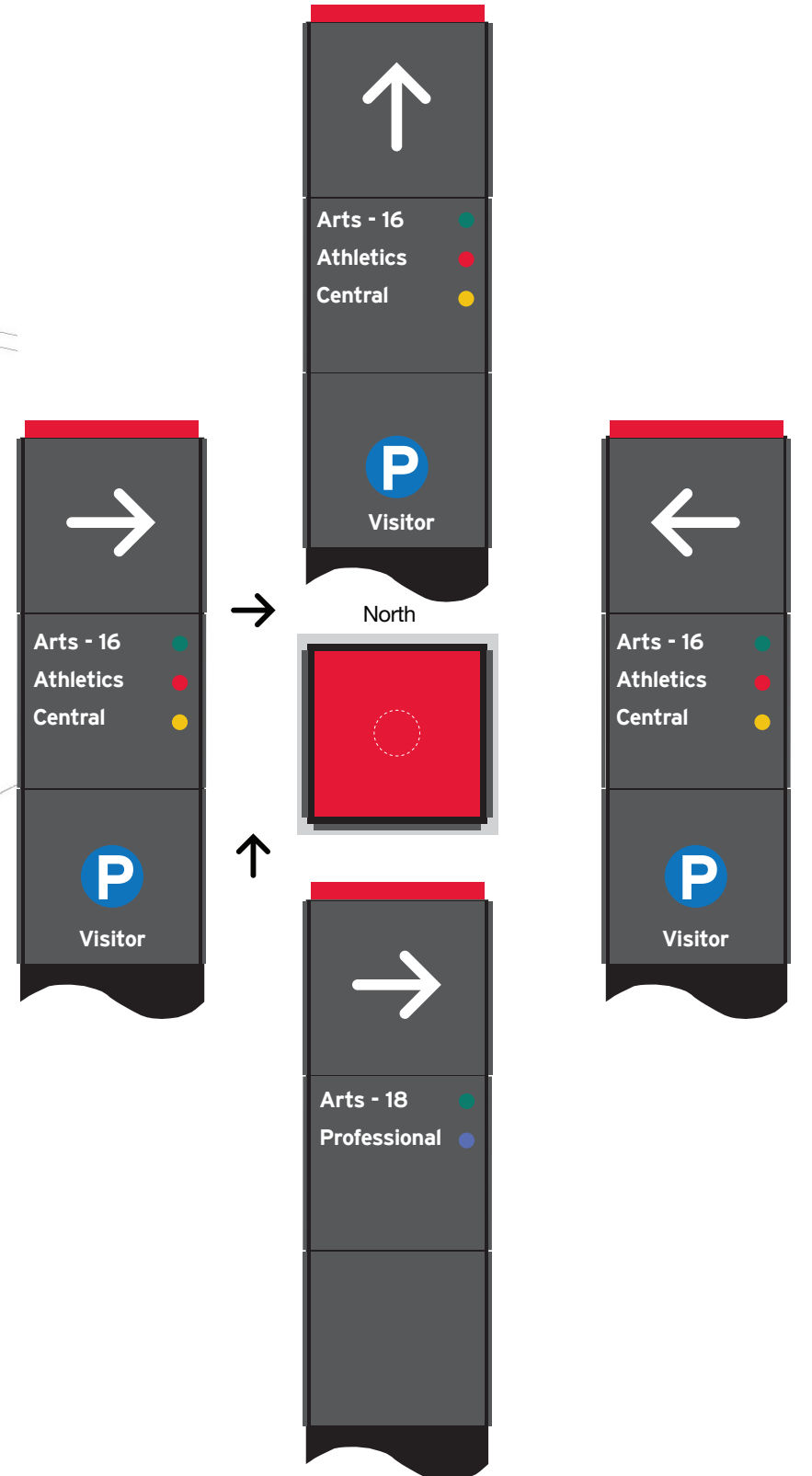
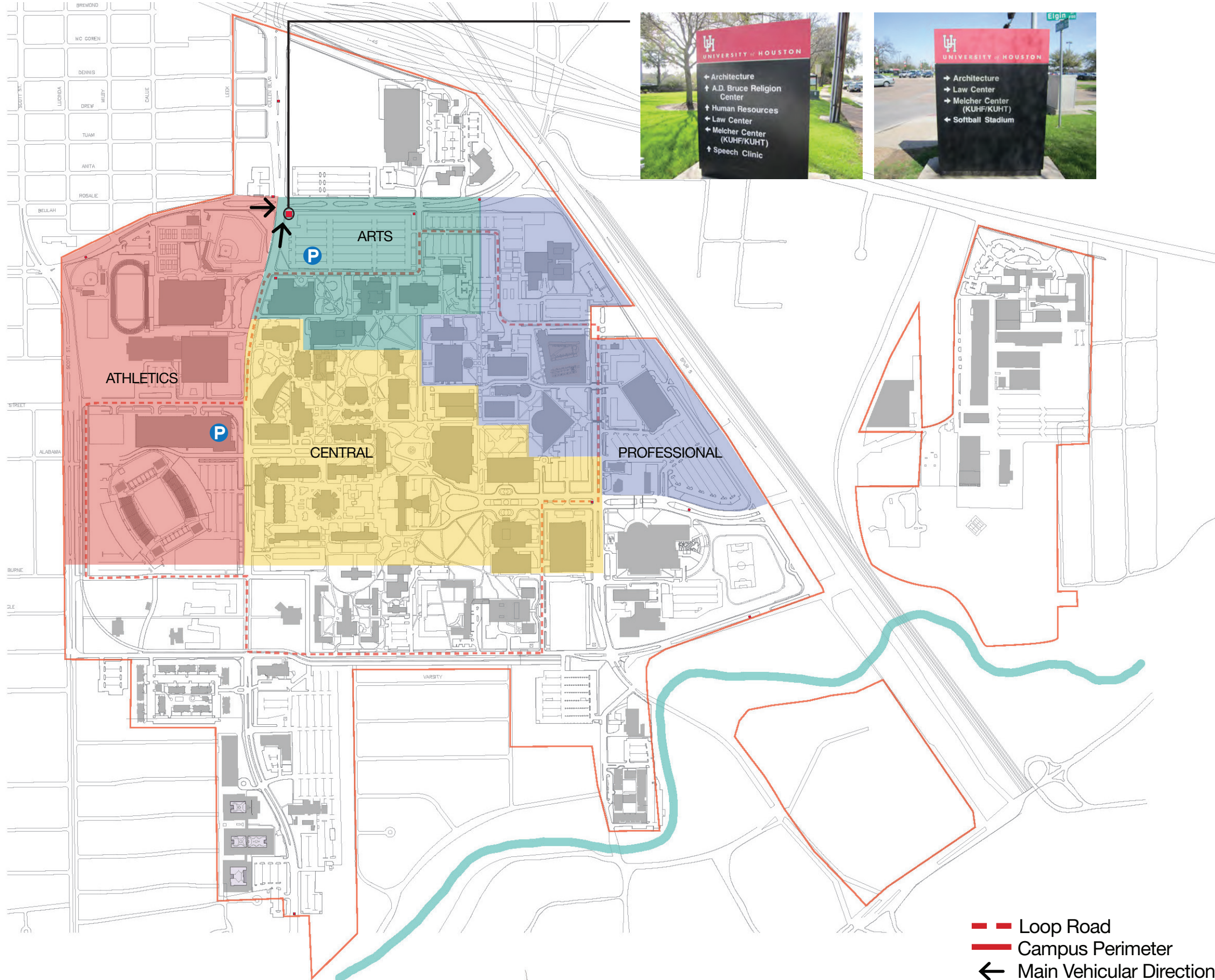
North



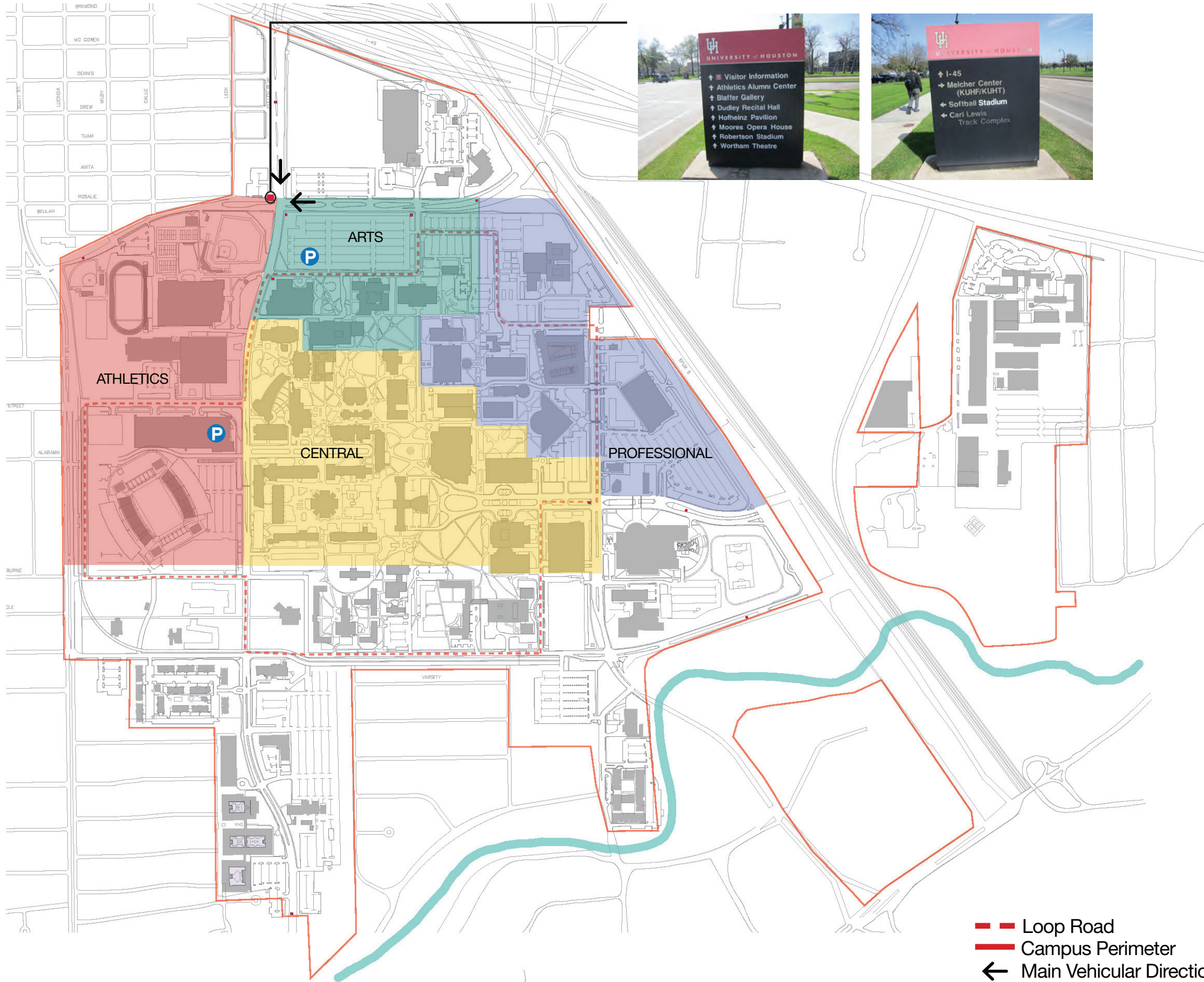
- Loop Road
- Campus Perimeter
- ← Main Vehicular Direction



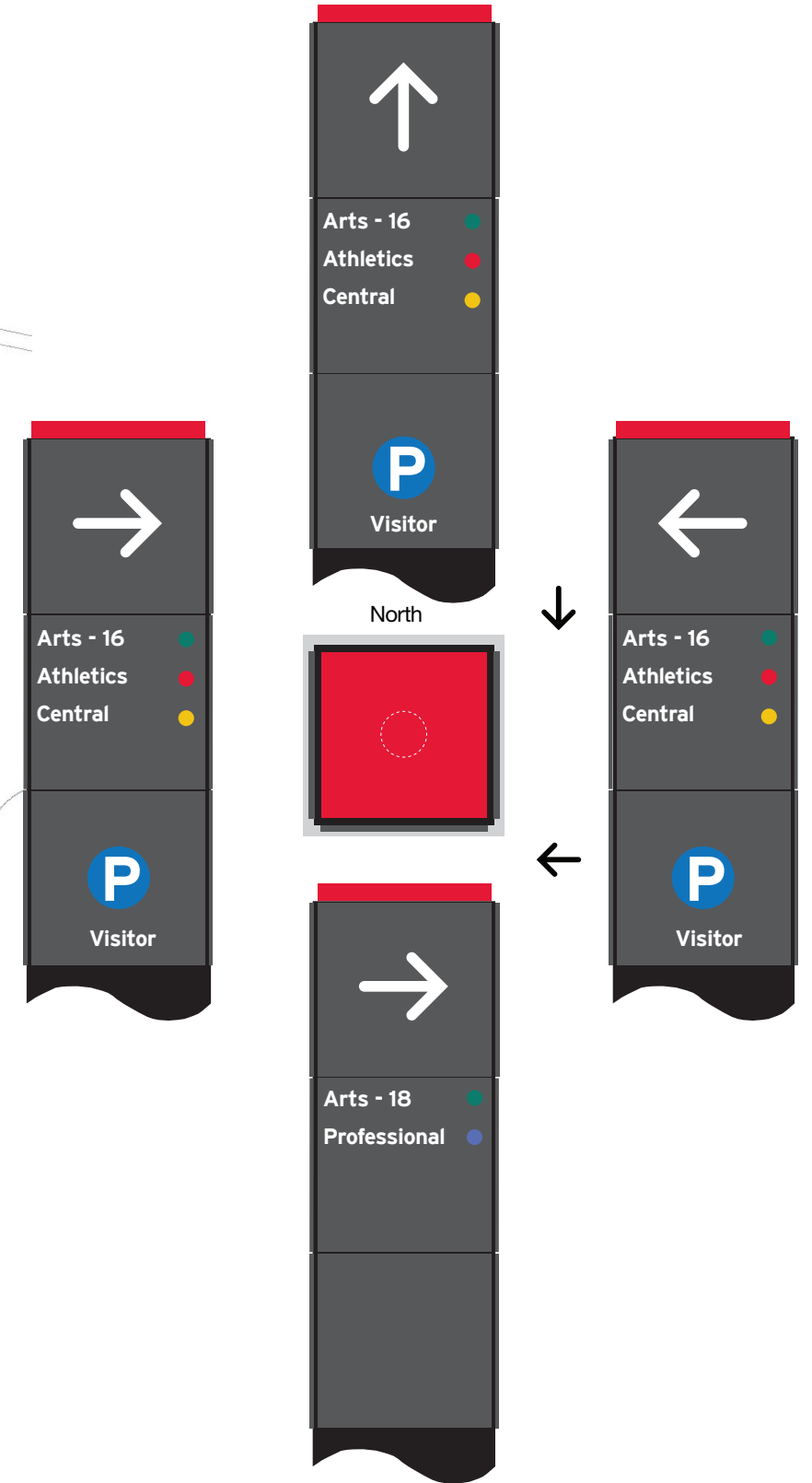


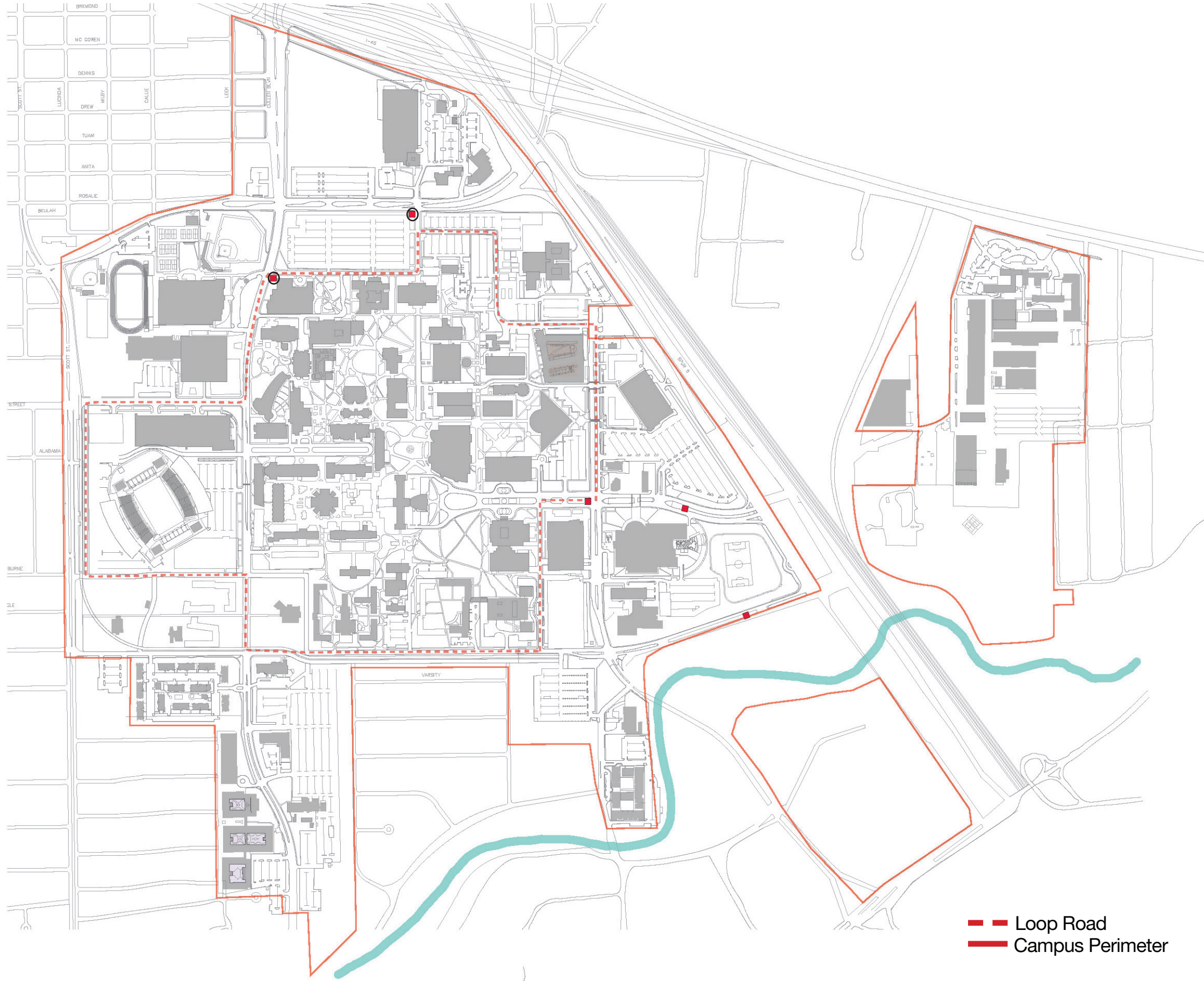


- Loop Road
- Campus Perimeter
- ← Main Vehicular Direction



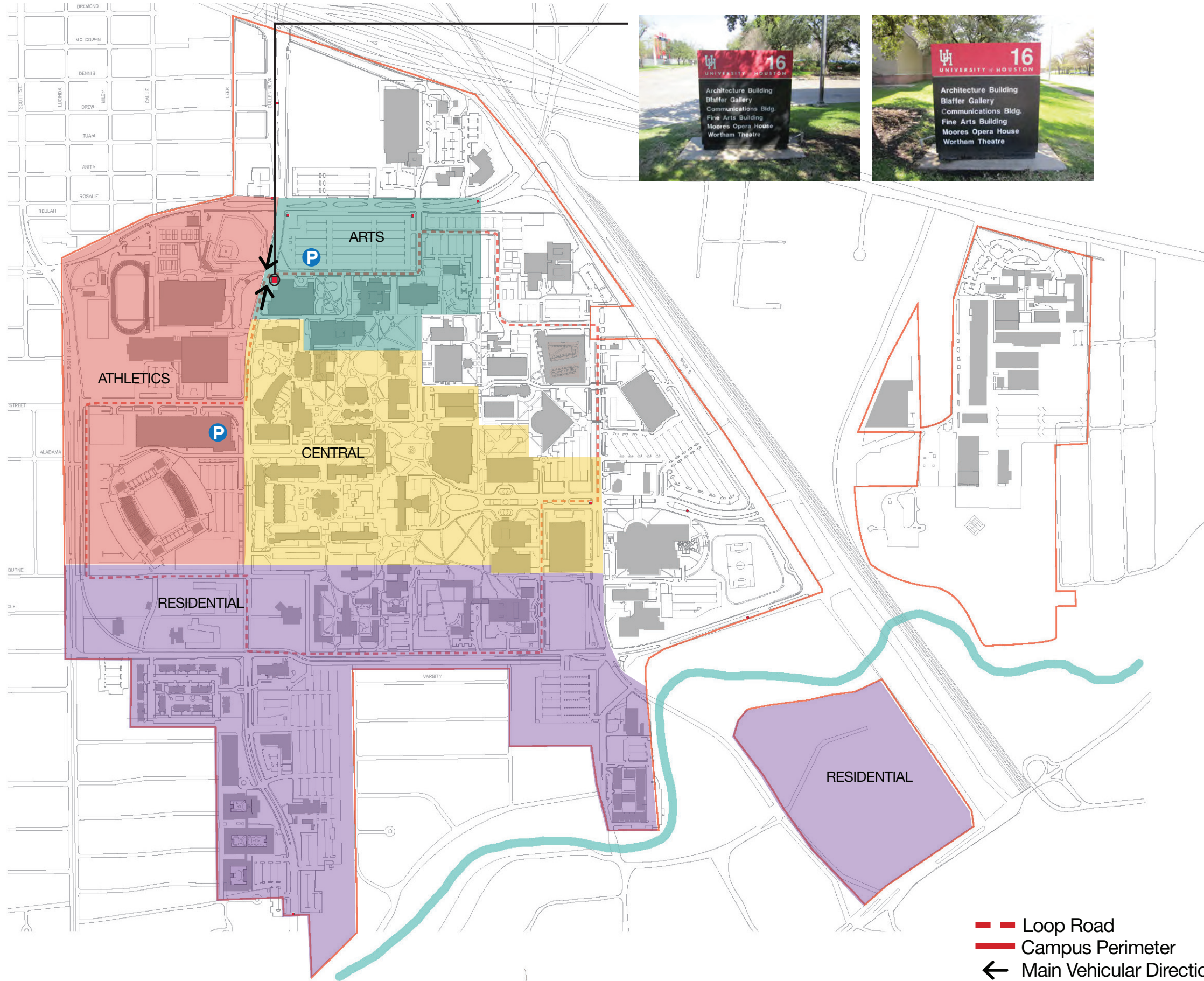
- Loop Road
- Campus Perimeter
- ← Main Vehicular Direction



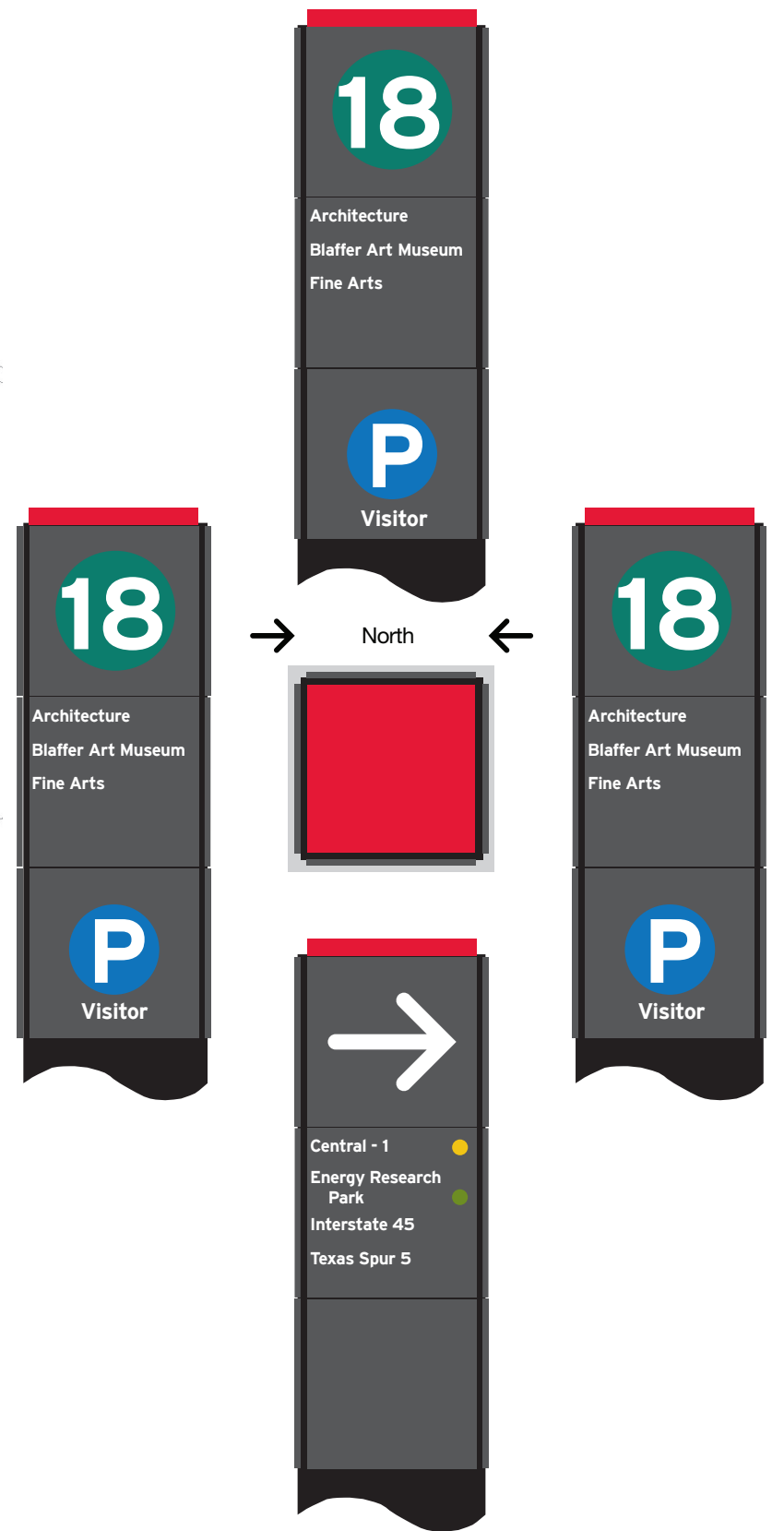
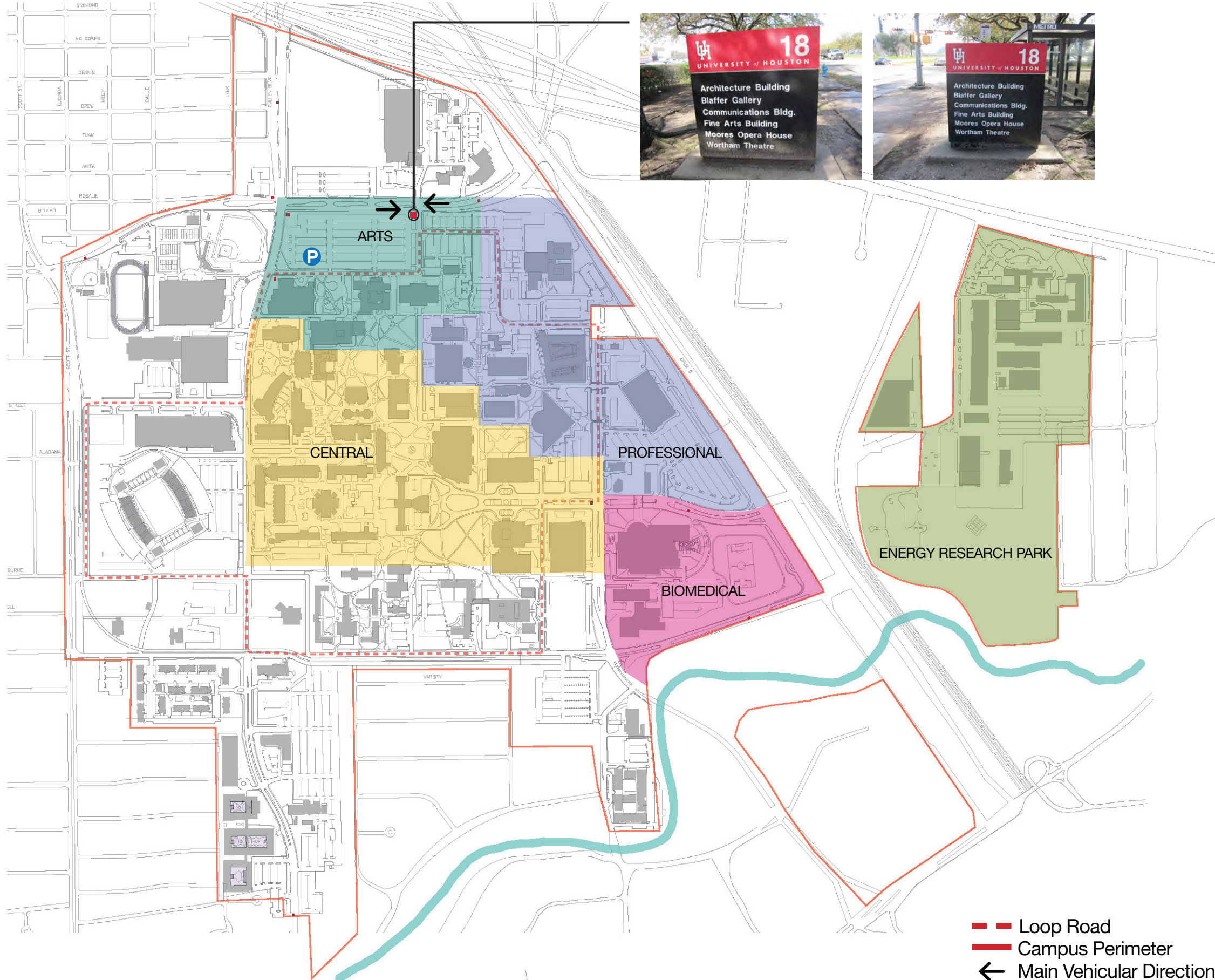


- Loop Road
- Campus Perimeter

\* Circle Indicated Signs Placement by August 2013  
All others by end of 2013

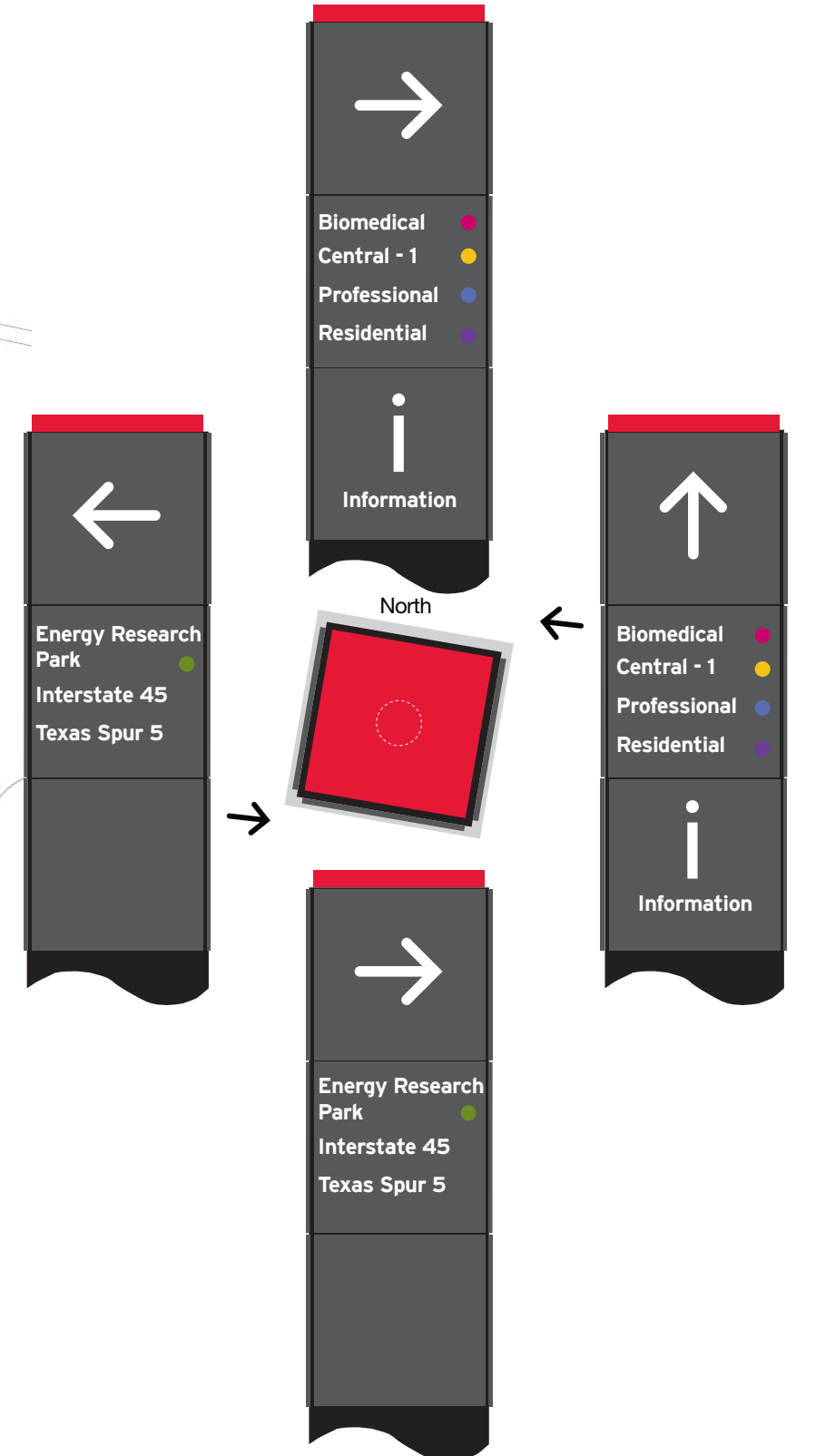
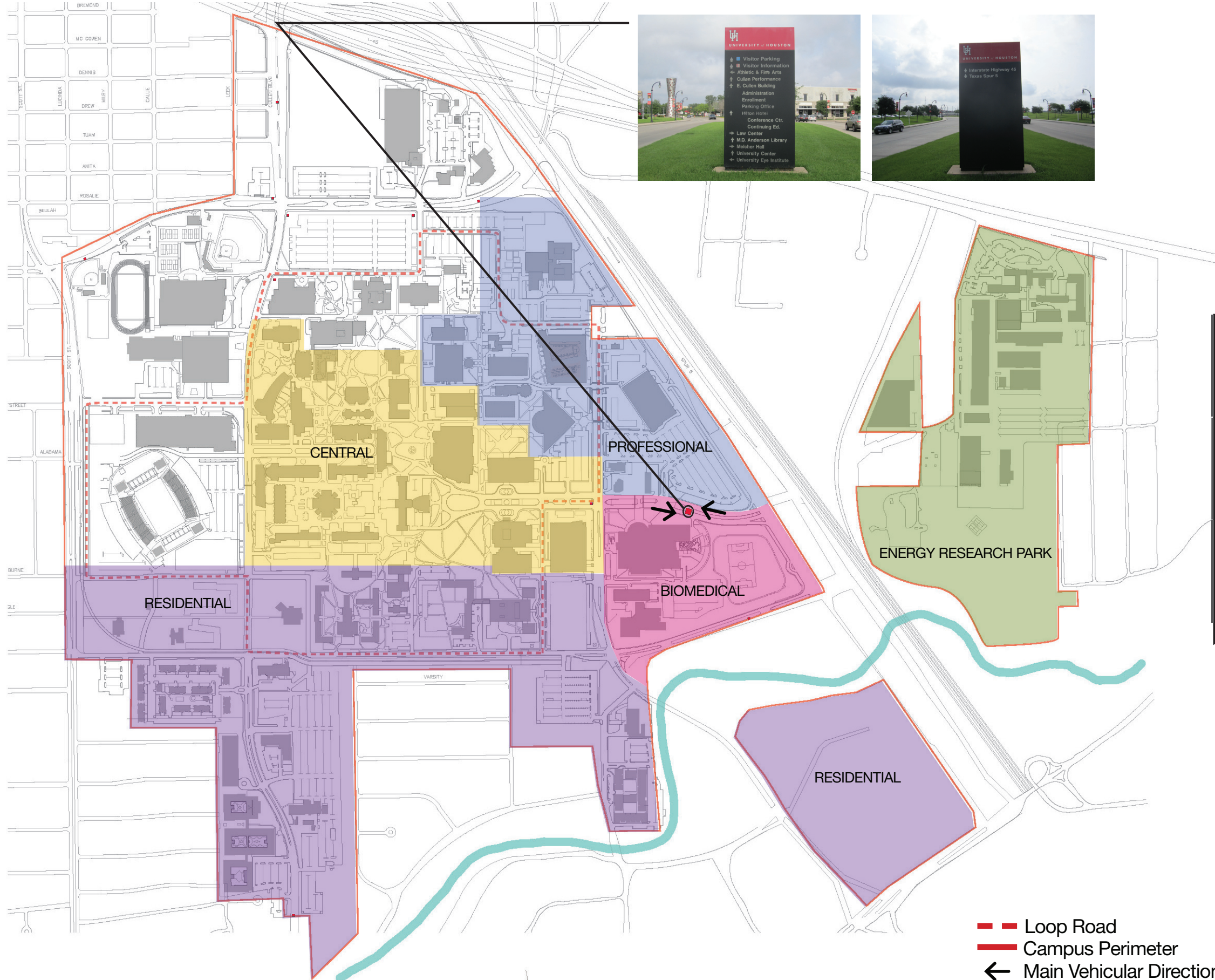


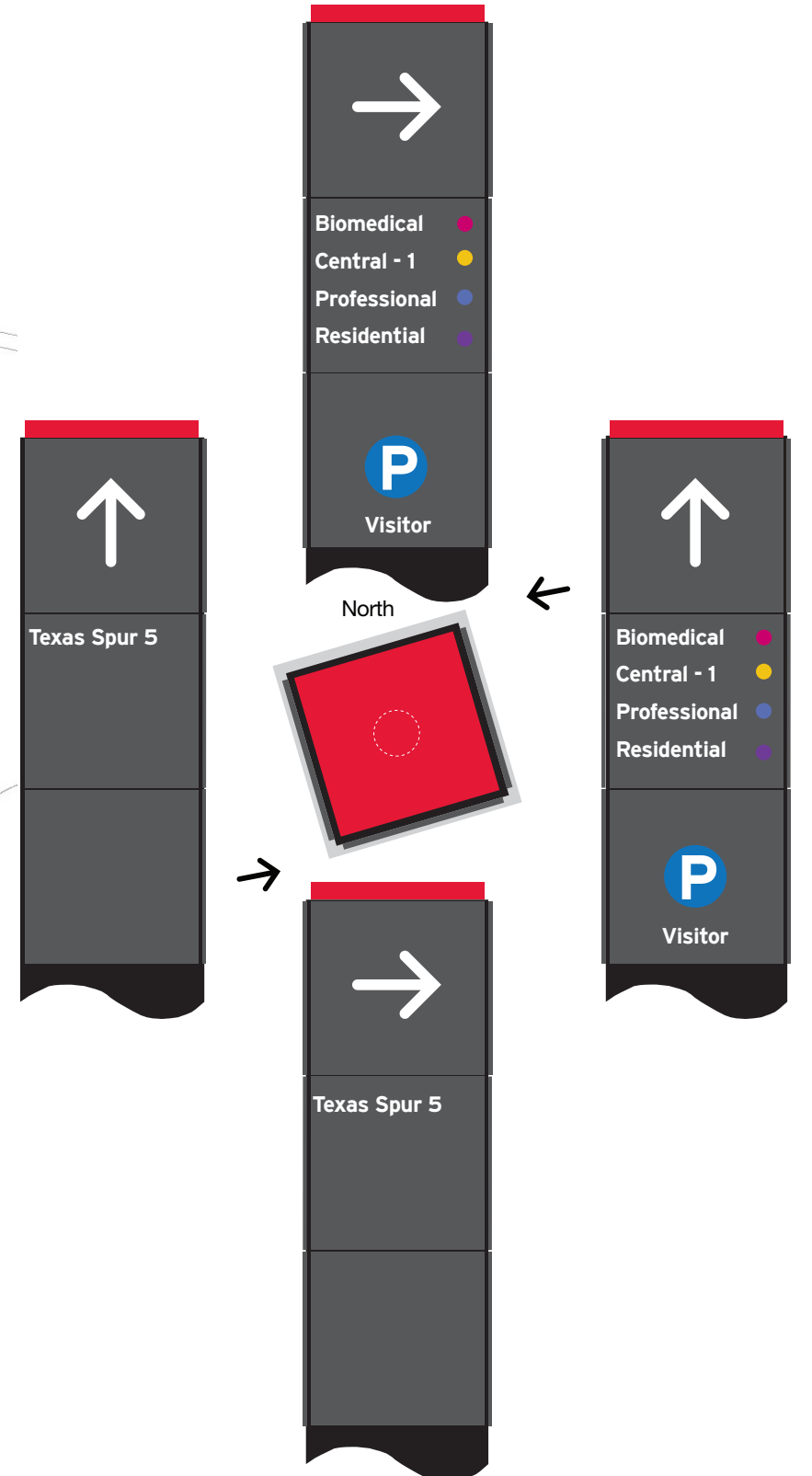
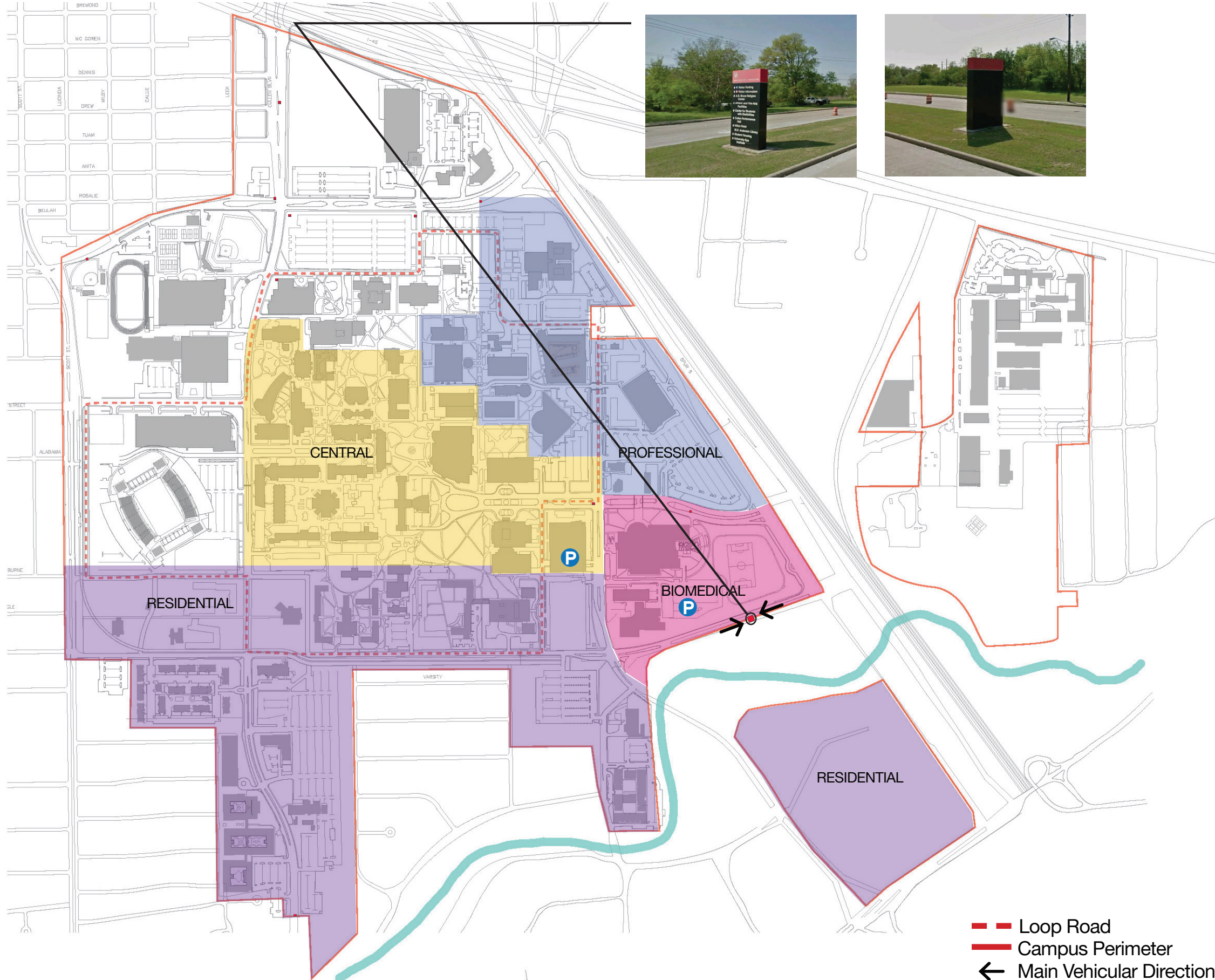


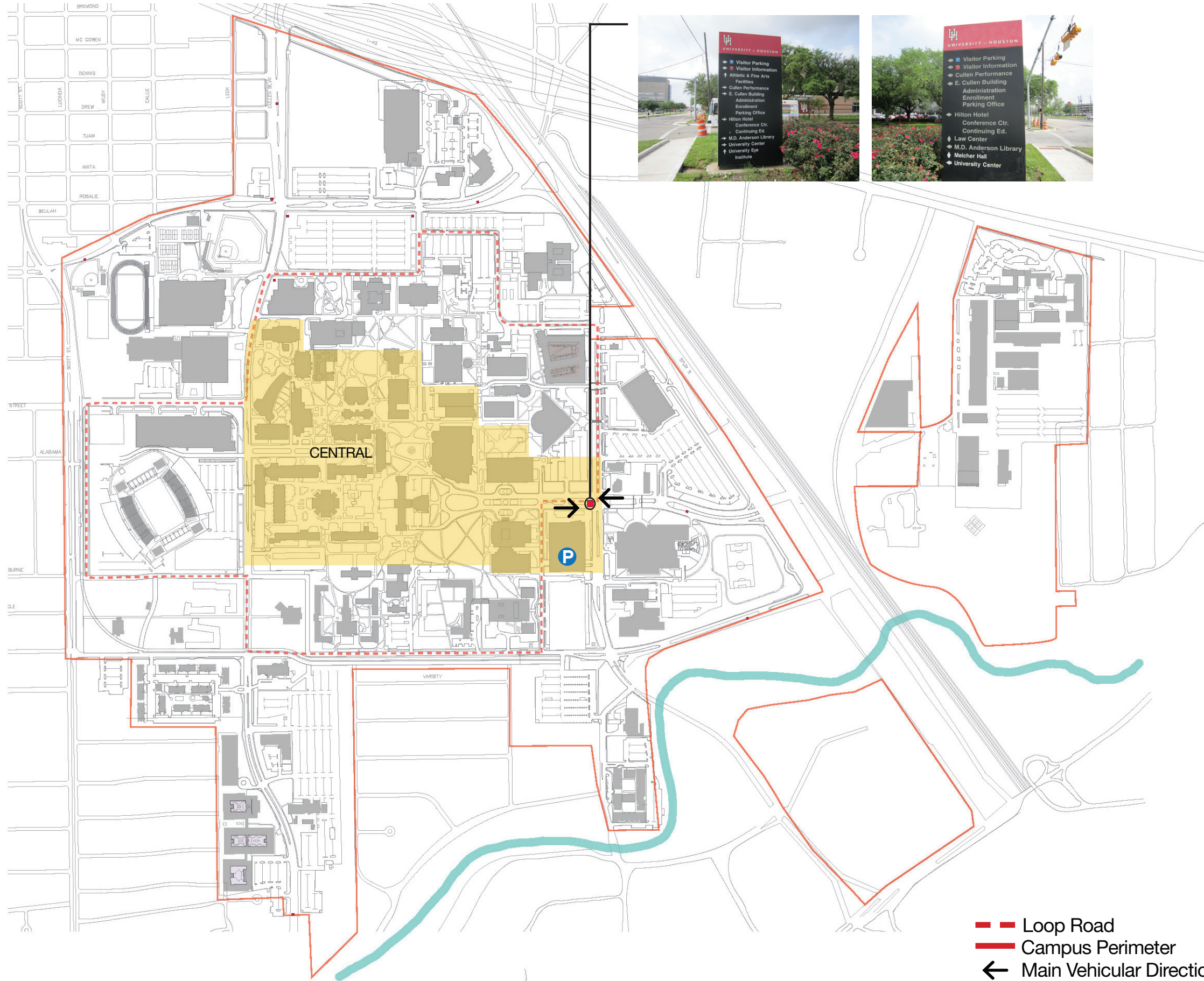


- Loop Road
- Campus Perimeter
- ← Main Vehicular Direction

\* Signage Placement by August 2013 Deadline  
**DRAFT** Signage Message - Type B Signage







- Loop Road
- Campus Perimeter
- ← Main Vehicular Direction

