













10 things to love about your COUGAR CARD



-  1 Load ShastaBUCKS onto your Cougar Card to use at campus dining locations, the campus store, and vending machines.
-  2 Link your Cougar Card to Grubhub and get access to special perks.
-  3 Use your Cougar Card to access residence halls, buildings, and rooms.
-  4 Your Cougar Card can act as your parking permit.
-  5 You must have your physical or digital Cougar Card to access the MD Anderson Library.
-  6 Access your printing credits using your Cougar Card.
-  7 Use your Cougar Card to access the Campus Recreation and Wellness Center.
-  8 Your Cougar Card acts as an ID credential at the CASA testing center.
-  9 Access your meal plan with just a swipe of your Cougar Card or a scan of your digital Cougar Card.
-  10 Your Cougar Card is an easy way to track classroom and event attendance.

How to care for your **COUGAR CARD**

- 1.** Do not share your physical or digital Cougar Card. Doing so could lead to loss of privileges.
- 2.** Do not hole punch your Cougar Card. This causes the card to stop working.
- 3.** Mag-safe wallets may not protect your Cougar Card. Please do not keep your card on the back of your phone.
- 4.** Keep your card away from magnets to keep it working properly.
- 5.** Secure your card when entering and exiting elevators so it does not fall down the elevator shaft.
- 6.** Protect your Cougar Card from pets, sharp objects, and fire.
- 7.** Make sure to remove your Cougar Card from pockets before doing laundry.

Use these tips to keep your Cougar Card safe and in working condition. There is a \$20 replacement fee for lost or damaged cards.



Cougar Card Office
UNIVERSITY OF HOUSTON